



FTAUR Series Automatic Backwash Self-Cleaning Filters

The Ideal Pretreatment
for UF Systems



Introduction

Fluytec **Automatic Backwash** filters allow continuous filtering together with a backwash process. This equipment is especially appropriate for applications in which filtering continuity is a key parameter.

They are specially designed to work with **sea water** and **ultrafiltration** plants.

General Description

The **GRP** (other materials under request) bodies are designed according to the Ad-Merkblatt code and manufactured in compliance with the European 97/23 CE, S.3.3 standard for pressure vessels.

Stainless Steel filter elements (from AISI316 up to 254SMO -PREN:43-, depending on raw water salinity) are designed according to the flow values and filtration rate.

The addition of auxiliary elements (electrical panel, PLC, differential pressure gauge, geared motor and solenoid valve) allow the configuration of compact and completely automatic equipment which reduces maintenance operations to the minimum.

Advantages

- Completely automatic operation.
- Continuous filtering flow, even during the backwashing process.
- Vacuum backwashing.
- Compact equipment, ready for use.
- Customisable operating parameters for each specific case.

Standard Materials

Housing: High Quality FRP/GRP
Fiberglass Reinforced Polyester composite for unbeatable performance and durability.

Color: White RAL 9003 with ultraviolet (UV) protection for maximizing the design lifetime at outdoors installations*.

Filter Elements: SS316 / Duplex / Super Duplex



Tubesheet and other internals: Composite / Plastic Materials

Legs: Painted CS with corrosion protection for a category C5 atmosphere and high durability (ISO 12944).

External bolts: SS 316 (A4 Quality)**.

*Custom color codes available upon request.

**Other materials available.



The operating basis of the Fluytec **Automatic Backwash** filter (FTAUR) is the pressure difference between the untreated water chamber and the drain pipe outlet. This pressure difference is an operating parameter that must be defined and rated in the differential pressure gauge. Once the pressure difference has reached this value, the solenoid valve is operated to start the backwashing process.

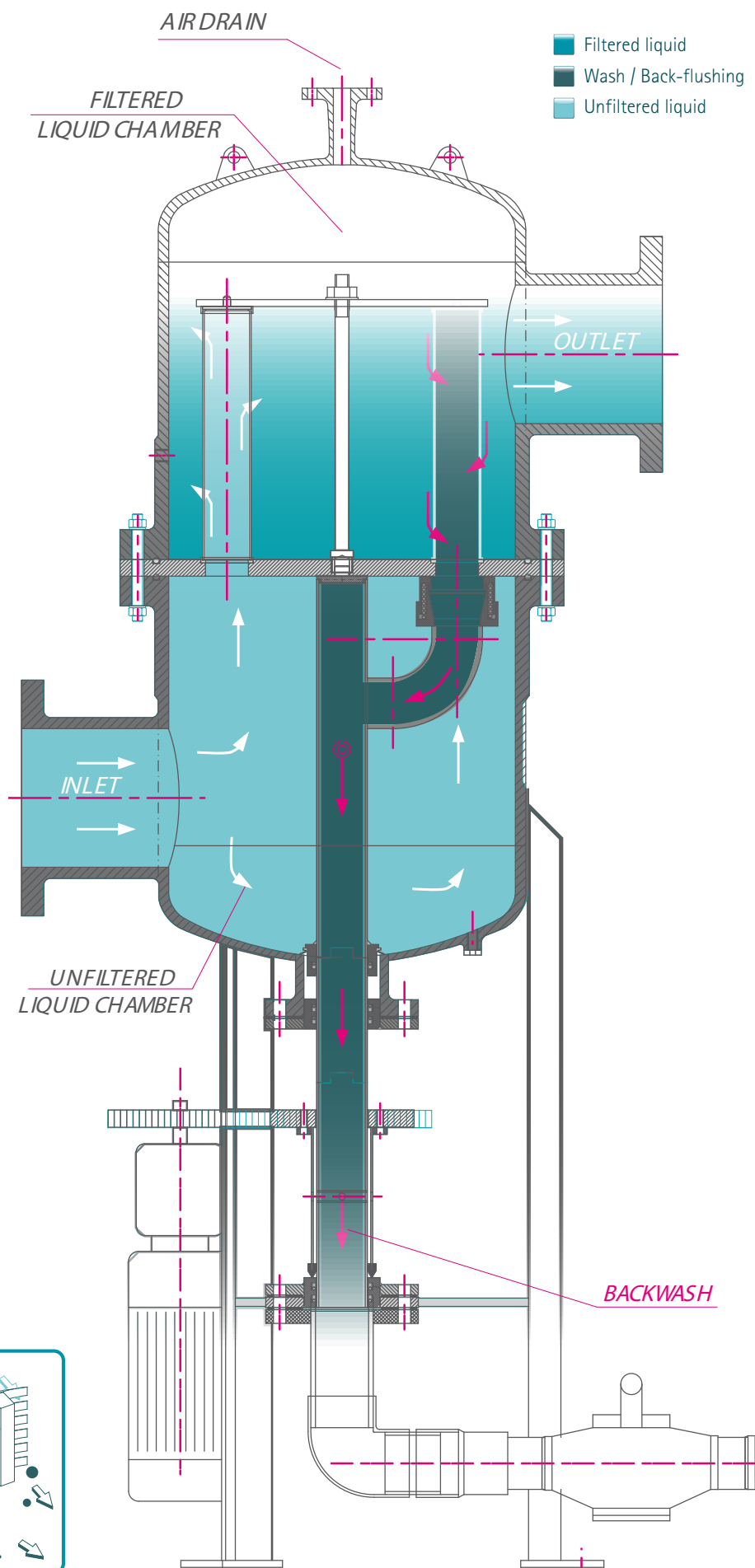
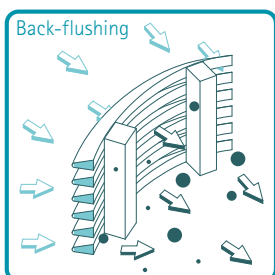
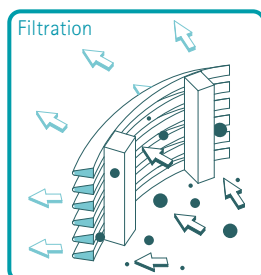
When the solenoid valve opens, a vacuum pressure is caused inside the filtering element being washed, dragging out the solids that block it and thus cleaning it. The washing flow to be subtracted from the total flow produced by the FTAUR is defined according to the time and flow needed to obtain clean purge water.


Once one filter element has been washed, the operation is repeated with the rest of the filter elements until a complete washing cycle has been completed.

The processes for starting and ending the washing process, opening and closing valves, rotating the purge arm, etc. are controlled by the PLC in the electrical cabinet.

| | |
|----------------------------|-------------------------------------|
| Flow rate | Up to 4,500 m ³ /h* |
| Filtration rate | 50 microns - 2 mm* |
| Design pressure | Up to 10 bar* |
| Electrical | 0.37 Kw / 400 V / 50 Hz / 3 phase |
| Backwashing control | Timer and/or differential pressure* |

* Other values on request





Subject to change without notice.



Other products in this range:

- FPC Series (Automatic Self Cleaning Filters)
- ...



Fluytec Solutions Worldwide
Visit our Website for more information

v.7



Pol. Abra Industrial 48500 Abanto-Zierbena Biscay (Spain) | T: (+34) 944 676 150 | info@fluytec.com | fluytec.com

