

# LEISURE BOATING



PROTECTING  
VALUE WITH  
QUALITY

Leisure boating



# POLYFORM

- the Originator of the modern Plastic Buoy

PROTECTING  
VALUE WITH  
QUALITY

## Polyform Values

POLYFORM – a relationship you will value

You can trust us

We strive to meet your needs to your satisfaction. All parts of our company deliver as promised.

Our dedicated staff holds a high level of competence. Our highly qualified staff and management, with extensive experience, are here for you.

We focus on quality and innovation

High standards, a solution driven approach and customer based innovation ensures high quality products. This is the key to long term relations with our customers and suppliers.

Together, we create tomorrow's opportunities

Exploiting our common knowledge and expertise makes this possible.

We are here to stay!

We have grown sustainable for 60 years. We will continue to build and sustain long term value for our stakeholders.

### The History

Polyform Norway is the originator of the modern plastic buoy. The company was established in 1955, and in 1956 the A-buoy came on the market. In 1960 the F-fender was launched, and in the years that followed, more products were added to the range.

### The Quality

From the rough North Atlantic waters to the sunny tropics Polyform Norway products are made to withstand the toughest conditions and strains. From the early start, Polyform has been the preferred trade mark for professionals. As owner of a leisure boat, we can assure you that the products in this brochure are made according to the same high standards.

### The Range

Polyform Norway offers one of the largest range of buoys and fenders available; from the smallest dinghy up to the largest yachts. On page 11 you will find our recommended fender size for your boat, but remember that other conditions than the length of the boat should be taken into account. If in doubt, ask for advice from your local dealer.

### The Availability

Polyform Norway buoys and fenders are distributed to a network of importers and wholesalers all over the world. Almost wherever you are, you will find a dealer near you.

Remember to protect your value with quality!

# A-SERIES

## All purpose Buoys and Fenders

Polyform® A-series are produced in 8 different sizes and several color combinations.

Each model, with it's ribbed reinforced ropehold, is designed to obtain maximum strength, and to provide the boat-owner optimal protection of his vessel.

### Inflation valves

The A-series buoys from size A1 to A5 are fitted with the V-10 valve. The A6 and A7 are fitted with the larger V-40 valve. The A7 has the Polyform® Double Valve System for more easily deflation.

### Inflation


Please see inflation instruction in the User's Guide on page 11.



- Ribbed, reinforced ropehold
- Extra strong ropehold material
- Recessed valve screw
- Perfectly seamless construction
- Extra flexible body material
- Sturdy, uniform wall thickness
- Smooth surface
- Glossy finish

### Fenderguide

To choose correct fender size for your boat, please see our Fenderguide in the User's Guide on page 11.



Colors	Ropehold	Body
Standard	○ ● ● ●	○ ● ● ●

Art.No.	Length mm	Diameter mm	Eye diameter mm
A0	280	210	22
A1	380	295	22
A2	500	390	25
A3	575	460	28
A4	710	550	28
A5	940	710	28
A6	1120	850	35
A7	1420	1100	60

# F-SERIES

## Heavy Duty Fender

F-series cylindrical fenders have set the standard for heavy duty fenders for more than 60 years. The newest generation are made by use of Polyform's unique, in-house developed and patented POLYMATIQ® technology. Highest breaking strength is taken care of by the two multiple rib-reinforced rock solid ropeholds.

### Fenderguide

To choose correct fender size for your boat, please see our Fenderguide in the User's Guide on page 11.

Art.No.	Length mm	Diameter mm	Eye diameter mm
F01S	370	130	18
F01M	465	130	18
F01L	560	130	18
F1	610	150	22
F02	660	200	25
F2	610	220	28
F3	745	220	28
F4	1040	220	28
F5	775	290	28
F6	1090	290	28
F7	1020	375	28
F8*	1440	375	28
F11**	1455	590	28
F13	1880	750	40

\* F8 optional double valve system on request. \*\* F11 supplied with double valve system as standard.



- Ribbed, reinforced ropehold
- Recessed valve screw
- Extra strong ropehold material
- Perfectly seamless construction
- Extra flexible body material
- Sturdy, uniform wall thickness
- Smooth surface
- Glossy finish

### Inflation valves

The F-series fenders from size F01 to F11 are fitted with the V-10 valve. The F13 fenders are fitted with the larger V-40 valve.

Double Valve System. The F11 (and optional F8) is fitted with the Polyform® Double Valve System for more easily deflation.

**Inflation**  
Please see inflation instruction in the User's Guide on page 11.



Polyform offers the largest size range available.

Colors	Ropehold	Body
Standard	○ ● ● ●	○ ● ● ●



### Pe3-BUOY

Non-inflatable Marker Buoy



Buoyancy kg*	Length mm	Diameter mm
1,6/1,0	208	150

\*Gross Buoyancy / Recommended maximum Load. Allowance +/-5%.

Standard colors ○ ● ●



# G-SERIES

## Blow molded utility Fenders



The POLYFORM® G-fenders are blow molded from marine-grade Vinyl material. Intended to be used for typically light-weight utility fenders - but still designed with re-enforcing ribs along the length of the fender body - to assure added strength. The G-fenders are suitable for smaller and medium size pleasure crafts. (Please refer to our Fender-Guide).

Standard colors ○ ● ● ● ●

G-series Art.No.	Length mm	Diameter mm	Eye diameter mm
G2	407	117	13
G3	515	145	16
G4	585	170	20
G5	705	215	22



**Inflation valves**  
The G-series fenders are fitted with the V-10 valve.

**Inflation**  
Please see inflation instruction in the User's Guide on page 11.

**Fenderguide**  
To choose correct fender size for your boat, please see our Fender-guide in the User's Guide on page 11.



# RFC-SERIES

## Center Tube Fenders



The POLYFORM® RFC-fenders are heavy duty, ribbed fenders with center tube. They can be used horizontally or vertically for maximum protection.

Strong one piece construction moulded from tough, flexible Vinyl. Available in 2 sizes.

Designed with re-enforcing ribs along the length of the fender body - to assure added strength and abrasion resistance.

The RFC-fenders are suitable for smaller and medium size pleasure crafts. (Please refer to our Fender-Guide).

Standard colors ○ ● ● ● ●



Recessed valve screw  
Extra strong tube material  
Flexible body material  
Reinforcing ribs

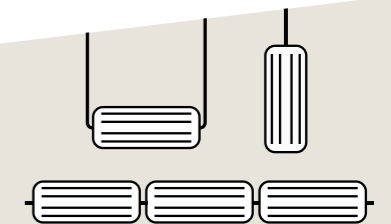


RFC-series Art.No.	Length mm	Diameter mm	Tube diameter mm
RFC2	500	210	16
RFC3	660	250	16

**Inflation valves**  
The RFC-series fenders are fitted with the V-10 valve.

**Inflation**  
Please see inflation instruction in the User's Guide on page 11.

**Fenderguide**  
To choose correct fender size for your boat, please see our Fender-guide in the User's Guide on page 11.



By use of a single fender line, one or several RFC fenders can be used both vertical and horizontal.

# CC/CCE/CCD-SERIES


## Inflatable Mooring Buoys

These buoys are fitted with a central, flexible tube, and are delivered in 3 variants:

- CC-series comes without any armature.
- CCE-series are fitted with a short mooring rod.
- CCD-series are fitted with a long mooring rod.

The buoys are of seamless molded construction, and are produced from highest quality marine vinyl.

The mooring buoys CCE and CCD are fully assembled by the factory, and only need correct inflation before use. The rods include a swivel at the lower end, and all parts are hot dipped galvanized.

Standard colors 



**Inflation valve**  
The CC/CCE/CCD-series mooring buoys are fitted with the V-10 valve.

**Inflation**  
Please see inflation instruction in the User's Guide on page 11.

**Mooring Guide**  
For recommended mooring set-up please see the User's Guide on page 11.

Art.No.	Buoy length mm	Buoy diam. mm	Tube diam. mm	L1 mm	L2 mm	Buoyancy kg*
CC2	430	385	48	-	-	29,0 / 17,5
CC3	500	450	48	-	-	55,0 / 33,0
CC4	590	540	48	-	-	100,0 / 60,0
CCE2	430	385	-	640	150	28,0 / 16,5
CCE3	500	450	-	740	150	53,0 / 31,5
CCE4	590	540	-	855	170	98,0 / 58,0
CCD2	430	385	-	1065	575	27,0 / 16,0
CCD3	500	450	-	1190	600	52,0 / 31,0
CCD4	590	540	-	1485	800	97,0 / 57,0

\*\*Total gross volume of buoys and Recommended Load for the buoy. Do not over-inflate! Maximum 0.15 - 0.20 bar of pressure at 20° Celsius. Allowance +/-5%.



# MB-SERIES

## Non-inflatable, Hard-Shell, Foam filled, Mooring Buoys

The MB-series mooring buoys are roto-molded from polyethylene (PE) and filled with polystyrene foam (EPS), guaranteeing a compressive strength of 5 mH2O and a density of 25 kg /m3. The buoys come complete with hot dip galvanized armature and swivel.

Standard colors 

**Mooring Guide**  
For recommended mooring set-up please see the User's Guide on page 11.



Art.No.	Buoy length mm	Buoy diam. mm	L1 mm	L2 mm	Volume liter	Net buoyancy kg
MB40	430	380	48	-	45	38
MB100	590	500	48	-	106	94
MB250	920	650	48	-	255	230
MB40 L	430	380	-	640	45	37
MB100 L	590	500	-	740	106	91
MB250 L	920	650	-	855	255	227



# MR/MG-SERIES

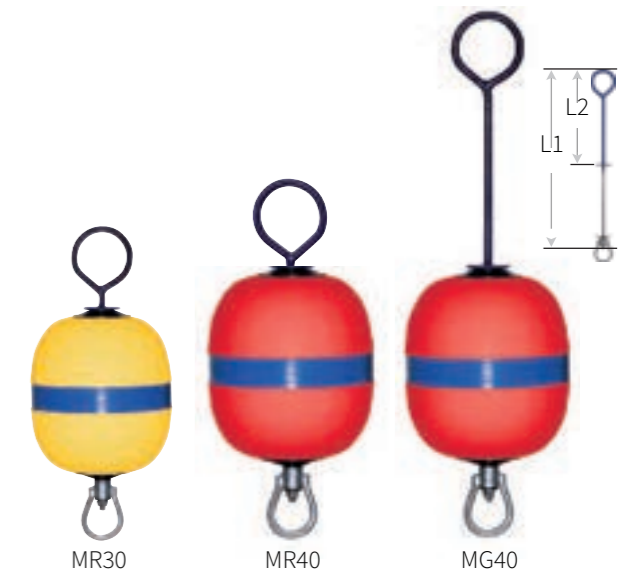
## Non-inflatable Bacell™ Mooring Buoys

MR30, MR40 (with short iron rods) and MG40 (with long iron rod) are manufactured from BACELL™, Polyform's special foam material with 100% closed cells. The material is an in-house composition, consisting of environmentally friendly EVA. The closed-cell structure prevents any water from entering into the material and makes these buoys totally puncture proof. MR- and MG-series mooring buoys are fitted with a hot dipped galvanized mooring rod and swivel.

Color MR30   
Colors MR40 and MG40 

**Mooring Guide**  
For recommended mooring set-up please see the User's Guide on page 11.

Art.No.	Rod diameter mm	Buoy diam. mm	L1 mm	L2 mm	Buoyancy kg*
MR30	12	385	140	250	9,8 / 5,9
MR40	12	600	140	285	14,0 / 8,0
MG40	12	890	435	285	13,5 / 7,5



# MF-SERIES

## Dock ending Fenders

The Polyform MF-series are the ultimate fenders for maximum protection of boats in marinas and floating docks. The fenders can be mounted in any position to most materials. There are no need for air filling or maintenance.

The MF-series are made from Bacell® - a foam material that has

been used in the professional market for over 20 years. Bacell® is a 100% closed cell-foam that cannot puncture and thus will not soak any water. Will not deteriorate in the sun, and will not stain your boat.


The **MF44 Marina Fender** is our smallest dock fender list for boat protection. It's easily attached to most docks by use of mounting brackets (included) and 4 appropriate screws. Can be formed to cover corners and bends. Will not deteriorate in the sun, will not mark your boat.

**MF60 Marina Fender** is the ideal protection - mounts easily to most docks by use of mounting brackets (included) and 4 appropriate screws. Can be formed to cover corners and bends. Will not deteriorate in the sun, will not mark your boat.

The **MBF150 Marina Bumper** is the most heavy-duty type of Marina Fender, designed for maximum protection of the bow/stern when mooring and during boarding. Delivered with mounting brackets.



MF44 gray



MF60 white



MBF150 gray

Art.No.	Length mm	Height mm	Depth mm	Standard Colors
MF44	940	85	44	○ ●
MF60	1000	140	60	○ ●
MBF150	650	200	130	●



*The MF44 and MF60 can be cut, curved, twisted, formed and shaped without losing its unique qualities.*



# USER'S GUIDE

## Inflation



All Polyform inflatable buoys and fenders are fitted with the V-10 valve or the larger V-40 valve.

You start to remove the valve screw. To inflate you can use a hand pump, but preferably an air compressor with a blowgun or - if you have a Polyform inflation adapter - with a tire nozzle.



The products are designed to be inflated to 0.15 to 0.20 bar of pressure at 20° celsius. For use under tropical conditions the pressure has to be reduced to 0.05 to 0.06 bar. When inflating products without a pressure gauge, fill the fender/buoy until the walls start to expand, and make sure that you are able to depress the wall at least 1/2 inch (approx. 1 cm) with light hand pressure. (For tropical conditions: Approx. 1 inch (1,5 cm).



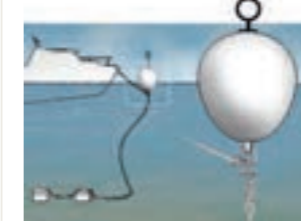
Do not overinflate as this will weaken the product and voids the warranty! The use of pressure gauge is recom-

## Mooring

For maximum safety we recommend that only the lower swivel (under water) is used for mooring of the buoy. The size of the buoy depends on the weight and the total load it will be exposed to.



The dimension of the mooring iron bar and swivel should be chosen in accordance with the size and weight of the boat, weather conditions, the currents and wave height in the area the mooring is intended to be placed.



Please remember to check your mooring for wear and tear at least twice a year. Do not expose the buoy to a load of more than 60% of its total buoyancy. Please also consider additional weight/load caused by marine growth, currents, wind and waves.

## Fendering

Fenders are made to protect the boat, also in tough conditions. When deciding on the size and numbers of fenders, plan for the unexpected, toughest weather conditions. Consider extra fenders in addition to the "basic need". Depending on the shape of the hull, weight of the boat etc., consider a possible mix of cylindrical and/or spherical fenders to achieve maximum protection. Please note that the fender guide only can provide guidance, the local conditions are of vital importance. If in doubt, ask for professional advise.

## Fender Guide

	A	F	RFC	G
-10'	A0			G2
11-16'	A0	F1		G2
	A1	G3		
	A1	F1	RFC2	G3
17-23'	A2	F02		G4
	F2			
	A2	F02	RFC2	G4
	A3	F2	RFC3	G5
24-30'		F3		
		F4		
	A3	F4		
	31-45'	A4	F5	
		F6		
46-60'	A4	F6		
		F7		
	A5	F7		
		F8		
	A5	F7		
	A6	F8		
61'-	A7	F11		
		F13		

## Cleaning

Vinyl cleaner, mineral spirits or simply soap and water may be used. Stronger chemicals like Lacquer Thinner or Acetone will irreversibly harm the products by breaking down the chemical composition.

## Marking

Most Polyform products are highly siliconized and can be difficult to mark, but permanent marker pens with fade resistant and quick-drying ink based on alcohol, are widely used.

PROTECTING  
VALUE WITH  
QUALITY

