

## Price List

### Building Services Engineering



Systeme und Lösungen für beste Wasserqualität

Subject to technical modifications  
Hydrotec GmbH, Roland-Dorschner-Straße 5, 95100 Selb, Tel. 09287 / 800 64-0 | [info@hydrotec-selb.com](mailto:info@hydrotec-selb.com) | [www.hydrotec-selb.com](http://www.hydrotec-selb.com)

Systeme und Lösungen für beste Wasserqualität

## Index

### HYDROFIL®

Filtration Page 3 – 6

---

### TurboMAG® / HY-MAG®

Scale protection page 7 - 8

---

### HYDROION®

Water softening for domestic installations page 9 - 10  
 Water softening for industry and building services page 11 - 13  
 Accessories for water softeners  
 Blending devices  
 System separator  
 Hardness control equipment page 14 – 15

---

### HYDROION® / HYDROMOS®

Mixed-bed-deioniser / Reverse osmosis page 16  
 Storage tanks / Pressure booster page 17

---

### HYDROION® HAS

Heating water filling / make-up page 18 - 20

---

### HYDRODOS®

Dosing technology page 21  
 Accessories  
 Dosing products  
 Injection fitting, accessories, measuring technology page 22 – 23

---

### HYDROSOLV® / HYDROCON®

Cooling water treatment  
 Dosing products page 24 – 25

---

### HYDROSOLV® / HYDROWELL® / HYDROMOS®

Borehole water treatment - Filtration  
 Accessories page 26 - 27  
 UV-disinfection page 28  
 Ultrafiltration / Nitrate removal page 29  
 Disinfection with chlorine dioxide page 30

Subject to technical modifications

Hydrotec GmbH, Roland-Dorschner-Straße 5, 95100 Selb, Tel. 09287 / 800 64-0 | [info@hydrotec-selb.com](mailto:info@hydrotec-selb.com) | [www.hydrotec-selb.com](http://www.hydrotec-selb.com)

Systeme und Lösungen für beste Wasserqualität

## HYDRO FIL®

Domestic water filter – backwash manual / automatic

HYDRO FIL® Standard filter

DVGW-tested, for horizontal installation in the pipe.  
With replaceable filter element with high filter capacity



HYDROFIL® Standard filter	¾"	1"	1 ¼"	1 ½"	2"
Nominal pressure	PN 16			PN 10	
Operating pressure (bar)	1.5 - 16			1.5 - 10	
Water-/Ambient temperature (°C)	30/40				
Filter mesh (µm)	90				
Nominal flow at Δp 0.2 bar max. (m³/h)	4.0	4.0	6.0	9.0	12.0
Article number	993.343	993.341	993.344	993.340	993.333

HYDRO FIL® Backwash filter FR

DVGW-tested, with rotatable connection module, for horizontal and vertical installation. Rotary knob for manual backwash.



HYDROFIL® Backwash filter FR	¾"	1"	1 ¼"	1 ½"	2"
Nominal pressure	PN 16				
Operating pressure (bar)	2.5 - 10				
Water-/Ambient temperature (°C)	30/40				
Filter mesh (µm)	90				
Nominal flow at Δp 0.2 bar max. (m³/h)	3.3	3.4	3.5	10.0	10.0
Article number	993.337	993.338	993.339	993.350	993.351

HYDRO FIL® Backwash filter FR-A (automatic design)

DVGW-tested, with rotatable connection module, for horizontal and vertical installation. Automatic backwash filter with plug-in power supply with 24V safety low-voltage, electronic control with pre-selection of the backwash intervals.



HYDROFIL® Backwash filter FR Automatic	¾"	1"	1 ¼"	1 ½"	2"
Nominal pressure	PN 16				
Operating pressure (bar)	2.5 - 10				
Water-/Ambient temperature (°C)	30/40				
Filter mesh (µm)	90				
Nominal flow at Δp 0.2 bar max. (m³/h)	4.0	5.0	5.5	10.0	10.0
Article number	993.354	993.355	993.356	993.357	993.358

Technische Änderungen vorbehalten!

Hydrotec GmbH, Roland-Dorschner-Straße 5, 95100 Selb, Tel. 09287 / 800 64-0 | [info@hydrotec-selb.com](mailto:info@hydrotec-selb.com) | [www.hydrotec-selb.com](http://www.hydrotec-selb.com) 3/30

## Systeme und Lösungen für beste Wasserqualität

## HYDRO FIL®

Domestic water filter – backwash manual / automatic

### HYDRO FIL® Domestic water station FRC

DVGW-tested, with rotatable connection module with pressure regulator (reducer), for horizontal and vertical installation.



HYDROFIL® Domestic water station FRC	¾"	1"	1 ¼"	1 ½"	2"
Nominal pressure	PN 16				
Operating pressure (bar)	2.0 - 16				
Water-/Ambient temperature (°C)	30/40				
Filter mesh (µm)	90				
Nominal flow at Δp 0.2 bar max. (m³/h)	2.2	2.2	2.2	10.0	10.0
Article number	993.334	993.335	993.336	993.352	993.353

### HYDRO FIL® Domestic water station FRC (automatic design)

DVGW-tested, with rotatable connection module with pressure regulator (reducer), for horizontal and vertical installation. Automatic backwash filter with plug-in power supply with 24 V safety low-voltage, electronic control with pre-selection of the backwash intervals.



HYDROFIL® Domestic water station FRC-A	¾"	1"	1 ¼"	1 ½"	2"
Nominal pressure	PN 16				
Operating pressure (bar)	2.0 - 16				
Water-/Ambient temperature (°C)	30/40				
Filter mesh (µm)	90				
Nominal flow at Δp 0.2 bar max. (m³/h)	4.0	5.0	5.5	10.0	10.0
Article number	993.359	993.360	993.361	993.362	993.363

**HYDRO FIL® Backwash flange filter with manual or automatic backwash – upon request!**

## HYDRO CARE®

Water filter – Domestic & Health

Compact filter system to be installed at one removal point and to produce high-quality drinking water for e.g. allergy sufferers. For example, filter system with monobloc filter cartridge

- Removal of chlorine, microorganisms (e-coli-bacteria, legionella, pseudomonads)
- Retention of organic compounds such as pharmaceutical residues
- Significant reduction of heavy metals (lead, cadmium, nickel, copper)



HYDRO CARE®	Under sink unit	Tabletop unit
Operating pressure max. (bar)	6	
Operating temperature (°C)	5 – 40	
Flow rate pressure dependent (l/min)	6 – 8	
Connection	1/2"	M22 x 1
Housing material	plastic	Stainless steel
Article number	410.046	410.101

## HYDRO FIL®

Activated carbon cartridge filter

Activated carbon cartridge filter used to remove chlorine from drinking, process, and borehole water. Mainly used for the pre-treatment prior RO systems.

Activated carbon filter (transparent cylinder up to size 1.0) with disposable activated carbon filter cartridges.



HYDROFIL®	AKF 0.25	AKF 0.5	AKF 1.0	AKF 1.5
Nominal pressure	PN 10			
Operating pressure (bar)	2.5 - 8			
Water-/Ambient temperature (°C)	30/40			
Filter mesh (µm)	10			
Connection (glued sleeve)	DN20	DN20	DN20	DN40
Flow rate (m³/h)	0.25	0.5	1.0	1.5
Activated carbon filter cartridge / Number	10"/1	20"/1	20"/2	20"/3
Article number	555.866	555.864	555.865	555.872

HYDROFIL®	AKF 3.0	AKF 5.0	AKF 7.0	AKF 9.0	AKF13.0
Nominal pressure	PN 10				
Operating pressure (bar)	2.5 - 8				
Water-/Ambient temperature (°C)	30/40				
Filter mesh (µm)	5				
Connection (glued sleeve)	DN40	DN50	DN50	DN50	DN50
Flow rate (m³/h)	3.0	5.0	7.0	9.0	13.0
Activated carbon filter cartridge / Number	40"/3	40"/5	40"/7	40"/9	40"/13
Article number	555.873	555.874	555.875	555.876	555.877

Technische Änderungen vorbehalten!

Hydrotec GmbH, Roland-Dorschner-Straße 5, 95100 Selb, Tel. 09287 / 800 64-0 | [info@hydrotec-selb.com](mailto:info@hydrotec-selb.com) | [www.hydrotec-selb.com](http://www.hydrotec-selb.com) 5/30

Systeme und Lösungen für beste Wasserqualität

## HYDRO FIL®

Cartridge filter

These cartridge filters are suited for the filtration of drinking, industrial and borehole water. They serve to protect the pipelines and downstream water-bearing systems from corrosion damage and malfunctions. Undissolved water substances and impurities such as sand/rust particles are retained. Optimum adaptation to the water constituents is achieved by selection of the filter cartridges with corresponding filter mesh size. Optionally also available in hot water version – prices on request.



HYDROFIL®	KF 0.25	KF 0.5	KF 1.0	KF 3.0	KF 5.0	KF 7.0
Connection input / output	DN 20	DN 20	DN 20	DN 40	DN 50	DN 50
Nominal pressure	PN 10					
Operating pressure min./max. (bar)	2.5 - 8					
Water-/Ambient temperature max. (°C)	30 / 40					
Flow rate (m³/h)	0.25	0.5	1.0	1.5 – 7.0	9.0 – 13.0	17.0- 20.0
Material filter casing	PVC			Stainless steel		
Filter mesh (µm)	5 / 20 / 50					
Filter cartridges / Number	10"/1	20"/1	20"/2	20"/3	40"/5	40"/7
Article number (filter mesh 5 µm)	556.866	556.864	556.865	555.878	555.882	555.885
Article number (filter mesh 20 µm)				555.879	555.883	555.886
Article number (filter mesh 50 µm)				555.880	555.884	555.887

## HYDRO FIL®

Side stream filtration circuit water (heating / cooling loop)

Our HYDRO FIL® TF side stream filtration unit is designed for maintaining the water quality of the circulating water in closed and semi-open cooling and heating loops.



HYDROFIL®	TF 2.0	TF 3.0	TF 5.0	TF 10.0	TF 17.0	TF 25.0
Connection input / output	DN 25	DN 32	DN 40	DN 50	DN 65	DN 80
Nominal pressure	PN 10					
Operating pressure min./max. (bar)	2.5 - 10					
Water temperature max. (°C)	80°C (polypropylene) / 100°C (rayon material)					
Ambient temperature min./max. (°C)	5 / 40					
Flow rate (m³/h)	2.0	3.0	5.0	10.0	17.0	25.0
Material filter casing	1.4401 - (AISI 316)					
Filter mesh (µm)	5 / 10 / 20 / 50					
Filter cartridges / Number	20"/3	20"/3	40"/3	40"/5	40"/7	40"/9
Article number	599.171	599.172	599.170	599.175	599.173	599.174
Filter cartridges PP 20"	5 µm	10µm	20µm	50 µm		
Article number	520.165	520.172	520.185	520.186		
Filter cartridges PP 40"	5 µm	10 µm	20 µm	50 µm		
Article number	520.187	520.252	520.188	520.189		

**HYDRO FIL® Side stream filter with magnetic rod as well as with filter cartridges rayon with stainless steel core (hot water) – prices on request!**

Technische Änderungen vorbehalten!

Hydrotec GmbH, Roland-Dorschner-Straße 5, 95100 Selb, Tel. 09287 / 800 64-0 | [info@hydrotec-selb.com](mailto:info@hydrotec-selb.com) | [www.hydrotec-selb.com](http://www.hydrotec-selb.com) 6/30

**Systeme und Lösungen für beste Wasserqualität**

## TurboMAG®

Scale protection

Environmentally friendly scale protection system (without the use of salt and chemicals) for the safe prevention of limescale deposits in all drinking and industrial water installations. The scale protection is available in different sizes and versions.

The scientifically proven functional principle is based on cathodically induced seed crystal formation. To achieve maximum efficiency and a long service life of the active unit, the system adjusts fully automatically to the consumption conditions and water quality of the water to be treated. The system was successfully tested for effectiveness in accordance with DVGW W-512. WRAS approval is available.



TurboMAG®	HOME	Simplex	Duplex	Quadplex	Hexplex
Connection	DN25	DN25	DN40	DN50	DN65 flange
Number of treatment units	1	1	2	4	6
Operating pressure max. (bar)	10				
Water-/Ambient temperature (°C)	30/40				
Nominal flow (m³/h)	3.0	4.2	8.4	16.8	25.2
Pressure drop at nominal flow (bar)	0.6	0.8	0.8	0.8	1.0
Article number	500.700	500.000	500.093	500.095	500.097
Article number wall-mount/ vessel unit *)	-	-	500.091	500.158	500.159

\*) Wall-mounted unit in Duplex design / vessel units in quadplex and hexplex version

Technische Änderungen vorbehalten!

Hydrotec GmbH, Roland-Dorschner-Straße 5, 95100 Selb, Tel. 09287 / 800 64-0 | [info@hydrotec-selb.com](mailto:info@hydrotec-selb.com) | [www.hydrotec-selb.com](http://www.hydrotec-selb.com) 7/30

Systeme und Lösungen für beste Wasserqualität

## HY-MAG®

Scale protection

The HY- **MAG** is used for the physical prevention of hard limescale deposits. The water treatment technology works chemical-free based on catalytic limescale conversion.

The maintenance-free system prevents limescale deposits which can occur, for example, in pipes, boilers or heat exchangers.

An electromagnetic field influences the minerals dissolved in the water in such way that they can no longer settle on the pipe walls and heat surfaces, but are bound to a seed crystal formed by the magnetic field.

The crystals remain in suspension and are rinsed out with the water flow - WRAS approval available.

Available in different versions (with Standard Plus, Competition and Integral controller).



HY-MAG® Standard Plus	DN 15	DN 20	DN 25	DN 32	DN 40
Control unit	with plug-in power supply				
Operating pressure max.	PN 16				
Water-/Ambient temperature (°C)	30/40				
Nominal flow (m³/h)	2.8	4.0	4.6	12.6	14.6
Pressure drop at nominal flow (bar)	0.25				
Article number	111.015	111.020	111.025	121.032	121.040

HY-MAG® Competition	DN 20	DN 25	DN 32	DN 40	DN 50	DN 65
Control unit	Micro-processor control in wall-mounted enclosure					
Operating pressure max.	PN 16					
Water-/Ambient temperature (°C)	30/40					
Nominal flow (m³/h)	4.0	4.6	12.6	14.6	28.8	44
Pressure drop at nominal flow (bar)	0.25					
Article number	112.020	112.025	122.032	122.040	132.050	132.065

HY-MAG® DN 100 Integral – price upon request!



## HYDRO ION®

Water softener for domestic installations

Single-vessel units type VAK-IP with **efficiency mode** / **WLAN-module (optionally available)**

HYDRO ION® VAK-IP water softening systems suited for softening / partial softening of cold drinking water. Design in accordance with DIN EN 14743 and DIN 19636-100. Regeneration in efficiency mode with economy salt use and systems hygiene. The self-learning control system checks the current water consumption and the automatic regeneration is planned and performed overnight. Due to the optimum adaptation of the system to the operating mode in the building, regeneration takes place when the actual reserve capacity is less than the remaining volume capacity. Designed as a cabinet unit in compact construction. Integration into the domestic WLAN network and App control possible (optionally available – additional charge).



Available as completely equipped softener set „ION“ with accessories:

- 1 x Mounting valve with blending and backflow prevention, art. no. 511.109
- 2 x Flexible hoses 1" (2x1" cap nut), art. no. 001.034
- 1 x Test kit water hardness, art. no. 600.100
- 1 x Regenerant (packing unit 25 kg), art. no. 510.050

Available as completely equipped softener/corrosion protection set „ION/DOS“ with accessories:

- 1 x Mounting valve with blending and backflow prevention, art. no. 511.109
- 2 x Flexible hoses 1" (2x1" cap nut), art. no. 001.034
- 1 x Test kit water hardness, art. no. 600.100
- 1 x Regenerant (packing unit 25 kg), art. no. 510.050
- 1 x HYDRODOS Compact dosing unit type KD2,5, art. no. 520.300
- 1 x HYDRODOS TE – Dosing solution (packing unit 20 kg), art. no. 510.005

HYDRO ION®	6 – IP	10 – IP	15 – IP	25 – IP
Connection mains/softened water (input/output)	DN 25 (1")			
Sewer drain (min.)	DN 50			
Water-/Ambient temperature (°C)	30/40			
Operating pressure min./max. (bar) <sup>1)</sup>	2 / 8			
Nominal flow <sup>1)</sup> (m³/h)	1.4	1.4	1.5	2.5
Pressure drop at nominal flow <sup>1)</sup>	0.22	0.31	0.47	0.55
Peak flow at blending to 8.5°dH (mains water 20°dH) (m³/h)	2.4	2.4	2.6	4.3
Nominal capacity at < 0.5°dH <sup>1)</sup> m³x°dH)	10	18	35	58
Article number without accessories	530.570	530.571	530.572	530.573
Article number complete „ION“ set	530.570/11	530.571/11	530.572/11	530.573/11
Article number complete „ION/DOS“ set	530.570/22	530.571/22	530.572/22	530.573/22
<b>DESIGN with WLAN-module (optional)</b>				
Article number without accessories	530.577	530.576	530.578	530.579
Article number complete „ION“ set	530.577/11	530.576/11	530.578/11	530.579/11
Article number complete „ION/DOS“ set	530.577/22	530.576/22	530.578/22	530.579/22

<sup>1)</sup> the values depend on the operating mode and input water quality

<sup>2)</sup> for minimum operating pressure, the flow pressure is decisive; for maximum operating pressure, the idle pressure is decisive

## HYDRO ION® Small softeners as Duplex units – on request!

### HYDRO ION®

Water softener for domestic installations  
Single-vessel units type VAK-C-CL

HYDRO ION® VAK – C – CL water softening systems suited for softening / partial softening of cold drinking water. Design in accordance with DIN EN 14743 and DIN 19636-100. Regeneration in efficiency mode with economy salt use and systems hygiene. Designed as a cabinet unit in compact construction.



Available as completely equipped softener set „ION“ with accessories:

- 1 x Mounting valve with blending and backflow prevention, art. no. 511.109
- 2 x Flexible hoses 1" (2x1" cap nut), art. no. 001.034
- 1 x Test kit water hardness, art. no. 600.100
- 1 x Regenerant (packing unit 25 kg), art. no. 510.050

Available as completely equipped softener/corrosion protection set „ION/DOS“ with accessories:

- 1 x Mounting valve with blending and backflow prevention, art. no. 511.109
- 2 x Flexible hoses 1" (2x1" cap nut), art. no. 001.034
- 1 x Test kit water hardness, art. no. 600.100
- 1 x Regenerant (packing unit 25 kg), art. no. 510.050
- 1 x HYDRODOS Compact dosing unit type KD2.5, art. no. 520.300
- 1 x HYDRODOS TE – Dosing solution (packing unit 20 kg), art. no. 510.005

HYDRO ION®	6 – C – CL	10 – C – CL	15 – C – CL	25 – C – CL
Connection mains/softened water (input/output)	DN 25 (1")			
Sewer drain (min.)	DN 50			
Water-/Ambient temperature (°C)	30/40			
Operating pressure min./max. (bar) <sup>1)</sup>	2 / 8			
Nominal flow <sup>1)</sup> (m³/h)	1.4	1.4	1.5	2.5
Pressure drop at nominal flow <sup>1)</sup>	0.22	0.31	0.47	0.55
Peak flow at blending to 8.5°dH (mains water 20°dH) (m³/h)	2.4	2.4	2.6	4.3
Nominal capacity at < 0,5°dH <sup>1)</sup> m³x°dH)	10	18	38	66
Article number without accessories	530.501	530.502	530.503	530.504
Article number complete „ION“ set	530.501/11	530.502/11	530.503/11	530.504/11
Article number complete „ION/DOS“ set	530.501/22	530.502/22	530.503/22	530.504/22

<sup>1)</sup> the values depend on the operating mode and input water quality

<sup>2)</sup> for minimum operating pressure, the flow pressure is decisive; for maximum operating pressure, the idle pressure is decisive

Technische Änderungen vorbehalten!


Hydrotec GmbH, Roland-Dorschner-Straße 5, 95100 Selb, Tel. 09287 / 800 64-0 | info@hydrotec-selb.com | www.hydrotec-selb.com 10/30

Systeme und Lösungen für beste Wasserqualität

## HYDRO ION®

Water softening for the industrial and building technology  
Duplex / Triplex units – Parallel operation **with efficiency mode**

HYDRO ION® VAK-2-3-IP water softening systems suited for softening / partial softening of cold drinking and process water.  
Designed as Duplex or Triplex softener working in parallel operation mode to ensure a permanent supply of soft water.  
Regeneration is in efficiency mode with economy salt use in accordance with DIN 19636-100 and DIN EN 14743.  
Saving of regeneration water and salt due to modern proportional brining.  
High operational safety due to redundant central control valves.



HYDRO ION® Type VAK-IP-Parallel	6-2-IP B	15-2-IP B	15-3-IP B	35-2-IP B	35-3-IP B
Connection mains/softened water (input/output)	DN 32		DN40	DN50	
Sewer drain (min.)	DN 50				
Water-/Ambient temperature (°C)	25/30				
Operating pressure min./max. (bar) <sup>1)</sup>	2/8				
Pressure drop at nominal flow <sup>1)</sup>	1	1	1	1	1
Nominal flow at blending to 8.5°dH (mains water 20 °dH) (m³/h)	4.8	5.4	8.1	9.8	14.7
Nominal capacity (m³x°dH)	2 x 10	2 x 40	3 x 40	2 x 98	3 x 98
Article number without accessories	530.624	530.623	530.622	530.620	530.621

Technische Änderungen vorbehalten!

Hydrotec GmbH, Roland-Dorschner-Straße 5, 95100 Selb, Tel. 09287 / 800 64-0 | [info@hydrotec-selb.com](mailto:info@hydrotec-selb.com) | [www.hydrotec-selb.com](http://www.hydrotec-selb.com) 11/30

Systeme und Lösungen für beste Wasserqualität

## HYDRO ION®

Water softening for the industrial and building technology  
Duplex units - Pendular operation

HYDRO ION® VAD-IP water softening systems suited for softening / partial softening of cold drinking and process water.  
Designed as Duplex softener to ensure a permanent supply of soft water.  
Regeneration either with full salting (version A) or economy salting (version B) mode.  
Units operating in economy salting mode correspond to DIN 19636-100 and DIN EN 14743.



Equipped with central control valve in robust, easy-to-maintain design with integrated flow control.  
An integrated service valve switches between operation, regeneration and standby.

HYDRO ION® Type VAD-IP	15 IP	25 IP	50 IP	75 IP	100 IP
Connection mains/softened water (input/output)	DN 25				
Sewer drain (min.)	DN 50				
Water-/Ambient temperature (°C)	30/40				
Operating pressure min./max. (bar) <sup>1)</sup>	2 / 8				
Nominal flow <sup>1)</sup> (m³/h)	1.5	2.5	3.5	4.5	5.0
Pressure drop at nominal flow <sup>1)</sup>	0.24	0.46	0.73	0.98	1.09
Peak flow at blending to 8.5°dH (mains water 20 °dH) (m³/h)	2.6	4.3	6.1	7.8	8.7
Nominal capacity A (m³x°dH)	53	90	182	273	364
Nominal capacity B (m³x°dH)	38	63	132	200	265
Article number „A“ (full salt) without accessories	583.915	583.916	583.917	583.918	583.919
Article number „B“ (low salt) without accessories	583.920	583.921	583.922	583.923	583.924

Technische Änderungen vorbehalten!

Hydrotec GmbH, Roland-Dorschner-Straße 5, 95100 Selb, Tel. 09287 / 800 64-0 | [info@hydrotec-selb.com](mailto:info@hydrotec-selb.com) | [www.hydrotec-selb.com](http://www.hydrotec-selb.com) 12/30

Systeme und Lösungen für beste Wasserqualität

## HYDRO ION®

Water softening for the industrial and building technology  
Duplex units – Pendular operation

HYDRO ION® VAD-CS water softening systems suited for softening / partial softening of cold drinking and process water. Designed as Duplex unit to ensure a permanent supply of soft water; with electronic control system. Regeneration either with full salting (version A) or economy salting (version B) mode.

Units operating in economy salting mode correspond to DIN 19636-100 and DIN EN 14743.

Equipped with 2x central control valves in robust, easy-to-maintain design, operated via the menu-guided microprocessor control in wall-mounted casing, offering various operating modes (flow control, forced regeneration, water-refresh, automatic disinfection).



HYDRO ION® Type VAD-CS	25 CS	50 CS	75 CS	125 CS	150 CS
Connection mains/soft water (input/output)	DN 25	DN 25	DN 25	DN 40	DN 40
Sewer drain (min.)	DN 50				
Water-/Ambient temperature (°C)	30/40				
Operating pressure min./max. (bar) <sup>1)</sup>	2 / 8				
Nominal flow <sup>1)</sup> (m³/h)	2.5	3.5	4.5	6.5	8.0
Pressure drop at nominal flow <sup>1)</sup>	0.49	0.79	1.09	0.88	0.8
Peak flow at blending to 8.5°dH (mains water 20 °dH) (m³/h)	4.3	6.1	7.8	11.3	13.9
Nominal capacity A (m³x°dH)	90	180	270	450	540
Nominal capacity B (m³x°dH)	65	130	200	330	400
Article number „A“ without accessories	583.077	583.078	583.079	583.080	583.081
Article number „B“ without accessories	583.059	583.056	583.086	583.087	583.088

HYDRO ION® Type VAD-CS	200 CS	250 CS	375 CS	600 CS
Connection mains/soft water (input/output)	DN 40	DN 50	DN 50	DN 80
Sewer drain (min.)	DN 50	DN 50	DN 70	DN 70
Water-/Ambient temperature (°C)	30/40			
Operating pressure min./max. (bar) <sup>1)</sup>	2 / 8			
Nominal flow <sup>1)</sup> (m³/h)	10,5	13,5	17,0	24,0
Pressure drop at nominal flow <sup>1)</sup>	1.39	1.18	1.55	2.18
Peak flow at blending to 8.5°dH (mains water 20 °dH) (m³/h)	18.3	23.5	29.6	41.7
Nominal capacity A (m³x°dH)	730	920	1400	2200
Nominal capacity B (m³x°dH)	530	670	1000	1600
Article number „A“ without accessories	583.082	583.083	583.084	583.085
Article number „B“ without accessories	583.089	583.090	583.091	583.092

Technische Änderungen vorbehalten!

Hydrotec GmbH, Roland-Dorschner-Straße 5, 95100 Selb, Tel. 09287 / 800 64-0 | [info@hydrotec-selb.com](mailto:info@hydrotec-selb.com) | [www.hydrotec-selb.com](http://www.hydrotec-selb.com) 13/30

Systeme und Lösungen für beste Wasserqualität

## HYDRO ION®

Accessories for water softeners:

### Flexible hose

Flexible armored connection hoses with KTW-certificate,  
Sheathing made of stainless steel – Temperature range: +5 °C bis +80 °C



Flexible hose	DN 20	DN 25	DN 32	DN 40	DN 50
Connection	¾"x1"cap nut	2x 1"cap nut	1¼"cap nut x 1 1/4"male	1 1/2"cap nut x 1 1/2"male	2"cap nut x 2"male
Length (mm)	800	800	800	1000	1000
Article number	001.033	001.034	001.039	001.038	001.043

### Mounting valve with integrated blending

The mounting valve installed as a ready-to-connect fitting in the inlet and the outlet of the system.



Mounting valve	DN 25	DN 32	DN 32	DN 40	DN 50
Connection	1"	1"x1 ¼"	1 ¼"x1"	1 ½"x1 ½"	2"x2"
Backflow prevention integrated	-	yes	-	-	-
Article number	511.000	511.109	511.101	511.102	511.183

Mounting valves without integrated blending – prices on request!



### Blending - external

Fully automatic blending valves for installation in the by-pass.  
Water temperature max. 90°C

Blending – external	DN 32	DN 50
Article number	530.035	530.828

### Measuring sets, salt tablets

	Total hardness	Residual hardness	Salt tablets
Measuring range (°dH)	1 - 40	< 0,1	VPE=25 kg
Article number	600.100	600.101	510.050

Technische Änderungen vorbehalten!

Hydrotec GmbH, Roland-Dorschner-Straße 5, 95100 Selb, Tel. 09287 / 800 64-0 | [info@hydrotec-selb.com](mailto:info@hydrotec-selb.com) | [www.hydrotec-selb.com](http://www.hydrotec-selb.com) 14/30

Systeme und Lösungen für beste Wasserqualität

## HYDRO ION®

Accessories for water softeners:

### System separator

BA type system separator/backflow preventer, for the protection of drinking water from non-potable water, up to and including liquid category 4 (DIN 1988, part 4), for systems according to DIN EN 1717, with controlled separation (installation type 2 in accordance with DIN 1988).



System separator	DN 15	DN 20	DN 25	DN 32	DN 40	DN 50
Connection	½"	¾"	1"	1 ¼"	1 ½"	2"
Article number	503.100	503.101	503.102	503.103	503.104	503.105

Other sizes on request!

### Non-return valve RV281/283P

Backflow preventer for the independent prevention of backpressure, backflow, and back-suction of water directly after the water meter for central water supply systems. The classification of the devices that meet these requirements can be found in EN 1717.



Non-return valve	RV 281-A	RV 281-A	RV 281-A	RV 281-A	RV 283P-A	RV 283P-A
Connection	1"	1 ¼"	1 ½"	2"	DN65	DN80
Article number	535.180	535.181	535.182	535.183	535.184	535.185

### Hardness control units for residual hardness monitoring, with resin sensor

The water flowing to the consumer through the by-pass line creates a small pressure difference (<0.1 bar) at the non-return valve, whereby a small partial flow is passing parallel through a resin cartridge. The resin reacts to the hardness in the water by reducing its volume. The resin reaction is evaluated via a piston and an opto-electronical sensor and leads to an alarm message.



Hardness control unit	DN 20	DN 25	DN 32	DN 40	DN 50	replacement-sensor
Article number	511.054	511.055	511.068	511.079	511.184	511.211

### Analysers for residual hardness monitoring

Fully automatic online-analyser for monitoring water treatment systems.



Analyser	2502	2702	Indicator type H25
Article number	511.361	551.916	Please specify measuring range when ordering

Technische Änderungen vorbehalten!

Hydrotec GmbH, Roland-Dorschner-Straße 5, 95100 Selb, Tel. 09287 / 800 64-0 | [info@hydrotec-selb.com](mailto:info@hydrotec-selb.com) | [www.hydrotec-selb.com](http://www.hydrotec-selb.com) 15/30

## Systeme und Lösungen für beste Wasserqualität



## HYDRO ION<sup>®</sup> / HYDRO MOS<sup>®</sup>

Full desalination by ion exchange / Membrane technology

### Mixed-bed-deioniser

Desalination cartridge with permanently regenerable mixed-bed resin (regeneration in our factory in Selb). Pressure-proof water desalination made of stainless steel, including conductivity meter and hose set, consisting of hose for raw and clean water.



Mixed-bed-water desalination	VE 12	VE 17	VE 22	VE 26	VE 46	VE 100
Connection input/output	R ¾" female					
Operating pressure min./max. (bar)	2 / 10					
Water-/Ambient temperature max. (°C)	40 / 35					
Flow rate (l/h)	300	700	950	1000	1600	2500
At differential pressure (bar)	1.3	1.4	2.0	2.0	2.5	4.0
Capacity at 300 µS/cm <sup>1)</sup>	1400	2000	2800	4000	6000	13000
Article number	510.224	510.239	510.228	510.243	510.230	510.244
Article number replacement cartridge <sup>2)</sup>	510.225	510.240	510.229	510.241	510.231	510.242

<sup>1)</sup> Total salinity corresponding to ca. 300 µS/cm conductivity in raw water and a limit conductivity of 20 µS/cm in treated water

<sup>2)</sup> without conductivity meter, without hose set

### HYDRO MOS<sup>®</sup> Reverse Osmosis Unit

for the environmentally friendly desalination of cold drinking and process water. Reverse osmosis system suited to desalinate borehole water, boiler feed water, process water, cooling water and air-conditioning water.



HYDRO MOS <sup>®</sup> Reverse osmosis unit	50S	100 S	250 S	400 S	600 S	900 S
Permeate output per day (24h) m³/d	1.2	2.4	6.0	9.6	14.4	21.6
Permeate output at 15 °C (l/h)	50	100	250	400	600	900
Desalination rate min. (%)	97					
Yield (%)	75					
Operating pressure (bar)	14					
Article number	511.195	511.006	511.273	511.008	511.009	511.110

Larger reverse osmosis units as well as FU-design / counterpressure design – price on request!



## HYDRO ION® / HYDRO MOS®

Full desalination by ion exchange / Membrane technology



### HYDRO MOS® Permeate tank

Tanks for the unpressurised storage of pure water, such as permeate, demineralised water or soft water.

HYDRO MOS® Permeate tank	PS 1	PS 2	PS 3	PTS 0	PTS 4	PTS 5
Volume (litres)	200	300	500	1000	3000	4000
Article number	511.299	511.300	511.289	511.270	511.202	511.035

**Other tank sizes on request!**

### HYDRO MOS® Pressure booster

Fully automatic pressure booster systems for raising the pressure in the supply network of the water supply, for pumping raw water, pure water and permeate.



Available as single or Duplex booster and with or without frequency converter.

HYDRO MOS® Pressure booster	Scala
Nominal volume flow	3 m³/h
Nominal conveying height	27 m
Article number	511.486

**Other sizes on request!**

## HYDRO ION® HAS

Heating water filling

The HYDRO ION® HAS system is designed as a mobile unit for filling of heating systems with fully softened or fully demineralized water. The systems are not intended for the use in the drinking water sector.



HYDRO <b>ION</b> ® Heating water filling units	HAS-6	HAS-25 Comfort	HAS-6-VE	HAS-25- VE	Refill VE- Harz
Ion exchanger	Cation exchanger		Mixed-bed resin		
Operating pressure min./max. (bar)	2 / 8				
Operating temperature min./max. (°C)	+5 bis +40				
Resin volume	6	25	6	25	6
Nominal volume flow (m³/h)	0.28	1.25	0.28	1.0	
Capacity: softening (m³x°dH) Full desalination (m³xGSG)1GSG = 30 µS/cm	23	100	8 *)	35 **)	
Article number	599.108	599.115	599.160	599.118	599.161

\*) at residual conductivity of 10 µS/cm

\*\*) when using new resin

**HYDRO MOS® HAS mobil** is a compact reverse osmosis unit designed for the production of low-salt water for a site-independent (mobile) use. The system is mainly used for the filling of heating and cooling systems in accordance with VDI 6035 and to produce low-salt water for cleaning windows and solar and PV systems.



HYDRO MOS® HAS mobil	
Processing performance per day (m³/d)	6.0 – 7.2
Permeate output at 15°C *) (l/h)	250 – 300
Counterpressure max. (bar)	2.5
Desalination rate min. (%)	95
Yield (%)	40 - 50
Operating pressure (bar)	14
Article number	599.135

\*) The permeate output depends on the feed water quality (salt content), the inlet system pressure, the counterpressure and yield.

Technische Änderungen vorbehalten!

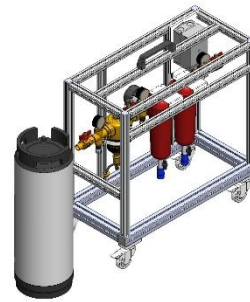
Hydrotec GmbH, Roland-Dorschner-Straße 5, 95100 Selb, Tel. 09287 / 800 64-0 | info@hydrotec-selb.com | www.hydrotec-selb.com 18/30

Systeme und Lösungen für beste Wasserqualität

## HYDRO ION® HAS

Heating water circuit treatment

**HYDRO ION® HAS** heating water sidestream system suited for the fully automatic treatment of the existing heating water during heating operation, without interruption of the operation. The heating water is cleaned by filtration to remove unwanted corrosion products and is demineralized at the same time.



HYDRO ION® HAS sidestream			
Connection input/output			DN 20 (R ¾ ")
Power supply			230 V / 50 Hz
Electrical connection (secondary)			15 V DC / 500 mA
Water temperature (min./max.)			5 °C / 60 °C
Ambient temperature (min./max.)			5 °C / 35 °C
Operating pressure max. <sup>2)</sup>			8.0 bar
Supply pressure (flow press.) min. <sup>2)</sup>			1.0 bar
Flow rate	l/h		1000
at differential pressure	bar		2.0
Capacity at 10°dH <sup>1)</sup>	Litres		4000
Article number			599.545

<sup>1)</sup> Total salinity corresponding to ca. 300 µS/cm conductivity in raw water and a limit conductivity of 20µS/cm in treated water

<sup>2)</sup> for min. operating pressure, the flow pressure is decisive; for max. operating pressure, the static pressure is decisive

## HYDRO ION® HAS

Heating water make-up

HYDRO ION® Softened water filling station, type HAS-Combi.

Compact filling station used to soften make-up water for heating circuits in accordance with DIN EN 12828; available with or without filling valve.



HYDRO ION® Soft water filling station	HAS-combi-I	HAS-combi-I-A	HAS-combi-II	HAS-combi-II-A	Replacement cartridge
Ion exchanger	Cation exchanger resin				
Operating pressure max. (bar)	8				
Operating temperature min./max. (°C)	+5 bis +40				
Volume flow (max. admissible)* (l/h)	200	200	400	400	200
Capacity (m³ × °dH)	6	6	12	12	6
Preparation for filling valve	no	yes	no	yes	-
Article number	600.143	556.271	556.265	556.276	535.165
Article number filling valve	-	535.200	-	535.200	-

\* Limitation of the volume flow by orifice plate in the outlet of the system between water meter and ball valve

HYDRO ION® Demineralisation station, type HAS-Combi-VE

Compact filling station used for the demineralisation of make-up water for heating circuits in accordance with DIN EN 12828; available with or without filling valve.



HYDRO ION® Demineralisation station	HAS-combi-VE-I	HAS-combi-VE-I-A	HAS-combi-VE-II	HAS-combi-VE-II-A	Replacement cartridge
Ion exchanger	Mixed-bed replacement resin				
Operating pressure max. (bar)	8				
Operating temperature min./max. (°C)	+5 bis +40				
Volume flow (max. admissible) *	120	120	240	240	120
Capacity (m³ × GSG) 1 GSG = 30 µS/cm	1.8	1.8	3.6	3.6	1.8
Preparation for filling valve	no	yes	no	yes	-
Article number	556.266	556.281	556.267	556.286	535.162
Article number filling valve	-	535.200	-	535.200	-

\*Limitation of the volume flow by orifice plate in the outlet of the system between water meter and ball valve.

Technische Änderungen vorbehalten!

Hydrotec GmbH, Roland-Dorschner-Straße 5, 95100 Selb, Tel. 09287 / 800 64-0 | [info@hydrotec-selb.com](mailto:info@hydrotec-selb.com) | [www.hydrotec-selb.com](http://www.hydrotec-selb.com) 20/30

Systeme und Lösungen für beste Wasserqualität

## HYDRO DOS®

Dosing technology

### HYDRO DOS® Compact dosing unit, type KD

Membrane dosing pump in compact design for the injection of dosing solutions, controlled by contact water meter, consisting of:  
contact water meter, inoculation fitting, dosing pump, suction lance, contact input cable.



HYDRO DOS® Type KD	KD 2,5	KD 5	KD 10	KD 15
Connection	R ¾ "	R 1 "	R 1 ½ "	Flange DN50
Dosing pump design	A1			
Min. flow (l/h)	100	240	400	350
Nominal flow (m³/h)	2.5	6	10	15
Flow max.	5	12	20	30
Pressure drop at max flow	0.4	1.0	0.8	0.8
Article number	520.300	520.301	520.302	520.303

### HYDRO DOS® Dosing station, type DA

Dosing station in compact design for the injection of dosing solutions, consisting of:  
dosing pump with fixing material, dosing tank, electrical connection cable with mains plug, 2-step suction lance.



HYDRO DOS® Type DA	DA60	DA100	DA200
Tank volume (l)	60	100	200
Dosing pump design	A0	A0	A0
Dosing rate max. (l/h)	6	6	6
Article number	575.020	575.021	575.022

### HYDRO DOS® Dosing pumps

Compact membrane dosing pump with speed-regulated stepper motor drive and intelligent control electronics, available with BMS-output, LCD-display, resistant to chemicals, etc.



HYDRO DOS® Dosing pumps	SMT-6.0 A0	SMT-6.0 A1	SMT-6.0 A2	SMT-6.0 B1	SMT-6.0 B2
Dosing rate max. (l/h)	6,0				
BMS output	yes	no	no	yes	yes
Setting of dosing volume via	Rotary dial			LCD-display	
Materials dosing head /sealing	PP/EPDM	PP/EPDM	PVDF/PTFE	PP/EPDM	PVDF/PTFE
Operating pressure (bar)	10				
Article number	555.725	555.702	555.705	555.710	555.715

**Other dosing pumps with higher power or automatic control etc. on request!**

Technische Änderungen vorbehalten!

Hydrotec GmbH, Roland-Dorschner-Straße 5, 95100 Selb, Tel. 09287 / 800 64-0 | [info@hydrotec-selb.com](mailto:info@hydrotec-selb.com) | [www.hydrotec-selb.com](http://www.hydrotec-selb.com) 21/30

**Systeme und Lösungen für beste Wasserqualität**

## HYDRO DOS®

Accessories

### Contact water meter

MultiJet-impeller contact water meter type MNR-K, for the horizontal installation.

Contact water meter	MNR-2,5	MNR-6	MNR-10	MNR-15
Nominal width	¾"	1"	1 ½"	2"
Nominal flow (m³/h)	2,5	6,0	10,0	15,0
Pulse distance in l / impulse	1	1	2	100
Article number	530.043	530.044	530.045	530.046

### Injection fittings, accessories, measuring technology

Part	Article no.	
Injection fitting Standard, PVC	555.233	
Injection fitting lipped valve PVC	555.136	
Injection fitting hot water, stainless steel	599.910	
Contact input cable	555.262	
Contact output cable	555.263	
Plug M12, 4pole	555.867	
Overflow valve to protect the pump	555.268	
Suction lance, flexible – 2-step	552.035	
Sampler cooler stainless steel	540.000	
Safety drip tray black 50 ltrs	555.276	
pH-value measuring instrument	510.019	
Conductivity measuring instrument	510.020	
Measuring kit total hardness	600.100	
Measuring kit pH-value 2 - 5	600.176	
Measuring kit pH-value 5 - 8	600.175	
Measuring kit pH-value 8 - 12	600.177	
Measuring kit carbonate hardness	600.103	
Measuring kit sulphite	600.096	
Measuring kit phosphate	500.101	
Measuring kit molybdenum	600.104	
Measuring kit silicate	600.114	
Hot water analysis case, equipped with -Measuring kit total hardness -Measuring kit sulphite -Measuring kit phosphate -Measuring kit pH-value -Conductivity measuring instrument	510.770	

Technische Änderungen vorbehalten!

Hydrotec GmbH, Roland-Dorschner-Straße 5, 95100 Selb, Tel. 09287 / 800 64-0 | [info@hydrotec-selb.com](mailto:info@hydrotec-selb.com) | [www.hydrotec-selb.com](http://www.hydrotec-selb.com) 22/30

**Systeme und Lösungen für beste Wasserqualität**

## HYDRO DOS<sup>®</sup>

Dosing products

### Drinking water

**HydroDOS<sup>®</sup>** dosing products for drinking water offer a complete range of selected mineral solutions for every application. **HydroDOS<sup>®</sup>** products ensure hygienically and bacteriologically perfect drinking water and effectively protects water-carrying devices and fittings from deposits and corrosion.



HYDRO DOS <sup>®</sup> Dosing product	T1	T2	T3	T4	CU	TE
Application	Corrosions protection	Scale and corrosion protection, prevention zinc trickle, hardness stabilization in hot water	Scale and corrosion protection, hardness stabilization in hot water	Scale protection, renovation of already calcified pipes, hardness stabilization in hot water	Corrosions protection	Corrosions protection after hardness stabilization in hot water
Hardness range (°dH)	0 - 7	7 - 14	14 - 21	from 21	up to 8	-
Pipe material	galvanized/ already corroded	galvanized	galvanized	all materials	copper	galvanized
Lot (kg)	20					
Article number	510.001	510.002	510.004	510.008	511.006	510.005

HYDRO DOS <sup>®</sup> Dosing product	OXI	OXI	OH	L	L	CL
Application	Oxidation	Oxidation	pH-value correction	Disinfection chlorine dioxide	Disinfection chlorine dioxide	Disinfection chlorine
Lot (kg)	1	5	30	for 5 ltr.	for 10 ltr.	35
Article number	510.040	510.042	510.027	510.057	510.059	510.030

### Heating water

**HydroDOS<sup>®</sup>** dosing products for corrosion protection and hardness stabilization, dispersion, and oxygen binding.

HYDRO DOS <sup>®</sup> Dosing product	AL50	T20L	AP50	T20P
Application	Oxygen binding	Residual hardness stabilization and corrosion protection	Oxygen binding	Residual hardness stabilization and corrosion protection
	Solution	Solution	Powder	Powder
Lot (kg)	30	30	25	25
Article number	520.047	520.007	520.055	520.050

**Other dosing products – price on request!**

Technische Änderungen vorbehalten!

Hydrotec GmbH, Roland-Dorschner-Straße 5, 95100 Selb, Tel. 09287 / 800 64-0 | [info@hydrotec-selb.com](mailto:info@hydrotec-selb.com) | [www.hydrotec-selb.com](http://www.hydrotec-selb.com) 23/30

## Systeme und Lösungen für beste Wasserqualität

## HYDRO SOLV® / HYDRO CON®

Cooling water treatment

### HYDRO SOLV®

Sand filter system with activated filter material for the treatment of drinking and industrial water, for the removal of dirt and small particles present in the water.

The AFM material can achieve an effective life period in water treatment units of almost 5 years and is therefore, much longer in use than filter systems with conventional sand/gravel.



HYDRO SOLV® Sand filter	SFA 50 CS-AFM	SFA 130 CS-AFM
Connection input/output (filtrate)	20/15	25/25
Operating pressure max.(bar)	8.0	8.0
Water-/Ambient temperature (°C)	5/50	5/50
Nominal flow (m³/h) filtering operation	0.5 (at ca. 15 m/h)	1.3 (at ca. 15 m/h)
Article number	510.740	510.785

**Larger systems – price on request!**

### HY CON®

Desalination (blowdown) system for the automatic monitoring and desalination of water in cooling circuits when a preset conductivity value is reached.

Blowdown system mounted on a plastic board (PP), internally piped and wired, including blowdown valve comprising:

control unit with LCD-display, conductivity sensor (conductive K1.0) - alternatively inductive (K0.1), temperature sensor, blowdown valve motorized ball valve DN 20, 2 shut-off ball valves, pressure gauge and sampling valve.



HY CON® Blowdown system	conductive	inductive
Connection Flow / Return / Blowdown	DN20	DN20
Operating pressure min./max.(bar)	0,2/6	0,2/6
Ambient temperature min./max. (°C)	0/40	0/40
Media temperature min./max. (°C)	5/60	5/60
Blowdown rate max. (m³/h) *)	6	6
Article number	555.922	555.921

\*) The max. blowdown rate refers to a pre-pressure of 1 bar

**Further versions – also with dosing – price on request!**



## HYDRO DOS®

Cooling water treatment

### HydroDOS® Dosing products for cooling and air-conditioning treatment

HYDRO DOS® Dosing product	HCD	B10	B100	B250
Application	Hardness stabilization, dispersion, corrosion protection for cooling water	Biocide for cooling water and air-conditioning systems	Broad-spectrum biocide for the disinfection of filter systems, cooling and process water	Biocide for cooling water systems
	Solution	Solution	Solution	Solution
Lot (kg)	30	30	25	30
Article number	510.014	510.015	510.049	520.070

HYDRO DOS® Dosing product	GK315	GK300	GK400
Application	Hardness stabilization, corrosion protection for closed cooling circuits	Corrosion protection for closed and semi-open systems	Corrosion protection, cleaning agent for closed and semi-open systems
	Solution	Solution	Solution
Lot (kg)	28	30	30
Article number	290.012	510.012	290.016

## HYDRO SOLV®

Borehole water treatment - Filtration

### Activated carbon filtration

Fully automatic filter system filled with activated carbon and quartz gravel support material, suited for the removal of pollutants (chlorine, hydrocarbons, pesticides, herbicides etc.) as well as for odour and taste improvement.



HYDROSOLV® AK	1054-C	1354-C	1465-C	1665-C	1865-C	2162-C	2472-C
Connection	DN25 male					DN40 female	
Operating pressure min./max. (bar)	2 / 8						
Water-/Ambient temp. (°C)	30 / 40						
Flow rate*) (m³/h) max.	1.0	1.5	2.2	3.0	3.5	4.5	5.0
Article number	550.140	550.141	550.142	550.143	550.371	550.144	550.522

\*) dependent on mains water quality and operating mode

### Multi-layer filtration

Fully automatic filter system filled with special filter material HYDROANTHRACITE and quartz gravel support material, suited for turbidity removal.



HYDROSOLV® MS	1054-C	1354-C	1465-C	1665-C	1865-C	2162-C	2472-C
Connection	DN25 male					DN40 female	
Operating pressure min./max. (bar)	2 / 8						
Water-/Ambient temp. (°C)	30 / 40						
Flow rate*) (m³/h) max.	1.0	1.5	2.2	3.0	3.5	4.5	5.0
Article number	550.130	550.131	550.132	550.133	550.135	550.134	550.136

\*) dependent on mains water quality and operating mode

### Deacidification / Hardening

Fully automatic filter system, filled with special filter material for the deacidification as well as with quartz gravel support material for the partial deacidification and pH-value increase by the aid of the natural product limestone.



HYDROSOLV® S	1054-C	1354-C	1465-C	1665-C	1865-C	2162-C	2472-C
Connection	DN25 male					DN40 female	
Operating pressure min./max. (bar)	2 / 8						
Water-/Ambient temp. (°C)	30 / 40						
Flow rate*) (m³/h) max.	1.0	1.5	2.2	3.0	3.5	4.5	5.0
Article number	550.120	550.121	550.122	550.123	581.009	550.124	550.373

\*) dependent on mains water quality and operating mode

Technische Änderungen vorbehalten!

Hydrotec GmbH, Roland-Dorschner-Straße 5, 95100 Selb, Tel. 09287 / 800 64-0 | [info@hydrotec-selb.com](mailto:info@hydrotec-selb.com) | [www.hydrotec-selb.com](http://www.hydrotec-selb.com) 26/30

Systeme und Lösungen für beste Wasserqualität

## HYDRO SOLV®

Borehole water treatment - Filtration

### Iron removal

Fully automatic filter system, filled with special filter material BIRM and supporting quartz gravel, suited for the removal of iron.




HYDROSOLV® BR	1054-C	1354-C	1465-C	1665-C	1865-C	2162-C	2472-C
Connection	DN25 male					DN40 female	
Operating pressure min./max. (bar)	2 / 8						
Water-/Ambient temp. (°C)	30 / 40						
Flow rate*) (m³/h) max.	1.0	1.5	2.2	3.0	3.5	4.5	5.0
Article number	550.110	550.111	550.112	550.113	550.115	550.114	550.372

\*) dependent on mains water quality and operating mode

### Removal of iron / manganese

Fully automatic filter system, filled with special filter material GREENSAND and quartz gravel support, suited for the removal of iron and manganese.  
Backwash with HYDRODOS® Oxi.



HYDROSOLV® GS	1054-C	1354-C	1465-C	1665-C	1865-C	2162-C	2472-C
Connection	DN25 male					DN40 female	
Operating pressure min./max. (bar)	2 / 8						
Water-/Ambient temp. (°C)	30 / 40						
Flow rate*) (m³/h) max.	1.0	1.5	2.2	3.0	3.5	4.5	5.0
Article number	550.100	550.101	550.102	550.103	550.116	550.104	550.129

\*) dependent on mains water quality and operating mode

### Accessories, measuring technology

Description	Article no.	
HYDRODOS® Oxi – packing 1 kg	510.040	
HYDRODOS® Oxi – packing 5 kg	510.042	
HYDRODOS® OH (caustic soda)–packing 30 kg	510.027	
Raw water stop	550.061	
Measuring kit iron	600.098	
Measuring kit manganese	600.099	
Measuring kit nitrate	600.107	
Measuring kit chlorine	600.110	

Connection systems for borehole water treatment see page 14

Technische Änderungen vorbehalten!

Hydrotec GmbH, Roland-Dorschner-Straße 5, 95100 Selb, Tel. 09287 / 800 64-0 | info@hydrotec-selb.com | www.hydrotec-selb.com 27/30

Systeme und Lösungen für beste Wasserqualität

## HYDRO WELL®

UV-Disinfection


HYDRO WELL® UV-Disinfection unit type AF, suited for the disinfection of iron- and manganese-free water. A safe and environmentally friendly disinfection in accordance to §11 of the Drinking Water Ordinance is ensured by the system. The systems are DVGW certified according to W 294-1.



HYDROWELL® AF	AF 45	AF 90	AF 300	AF 400
Nominal width (connection male)	R 1"	R 1 1/2"	DN 65	DN 80
Water temperature (°C)	0 - 45		0-65	
Ambient temperature (°C)	5 - 35			
Operating pressure max. (bar)	16		10	
UVC-transmission @254nm auf 100mm (%)	79.4 - 100	74.1 - 100	75.5 - 100	67.6 - 100
Flow rate min./max. (m³/h)	1.45 – 3.45	2.1 – 8.0	5.0 – 18.7	5.5 – 32.0
Number of lamps	1			
Article number	303.280	303.285	303.286	303.287

**Larger systems – price on request!**

HYDRO WELL® UV-Disinfection units type Compact are suited for the disinfection of iron- and manganese-free water as well as for the treatment of pool water. The units can be used both in cold and hot water applications.



HYDROWELL® Compact	1 E	2 E	5 E	10 E
Nominal width (connection male)	R 1 ½ “	R 1 “	R 1 ½ “	R 2 “
Water temperature (°C)	5 - 30	5 - 50		
Ambient temperature (°C)	40			
Operating pressure max. (bar)	10			
Flow rate (m³/h)	1.8	3.0	4.5	9.7
UV-transmission 98%/cm				
Number of lamps	1			
Article number	202.001	202.002	202.005	202.010

**Larger systems – price on request!**

## HYDRO MOS®

Ultrafiltration for borehole and spring water

**HydroMOS®** Ultrafiltration systems suited for the removal of turbidity and pathogens (bacteria, viruses, parasites) in water.



HYDRO MOS® Ultrafiltration	UF600W	UF1200W	UF3200
Connection input / filtrate / flush water	R 3/4" female (DN20)		R1" male (DN 25)
Water temperature (°C)	5 - 25		
Ambient temperature (°C)	5 – 25		
Operating pressure max. (bar)	2.5 - 5		
Performance max. (m³/h)	0,6	1,2	3,2
Filtrate yield (%)	95 -99		
Membrane elements	1	2	1
Article number	514.102	514.100	514.105

**Larger systems – price on request!**

## HYDRO ION®

Nitrate removal

**HYDRO ION®** Nitrate removal systems designed in compact construction, with electronic control, single unit design with multi-way valve with water meter and integrated blending.



HYDRO ION® VAKN	6 – C	10 – C
Connection mains-/treated water	DN 25 (1")	
Sewage drain (min.)	DN 50	
Water-/Ambient temperature (°C)	30/40	
Operating pressure min./max. (bar) <sup>1)</sup>	2 / 8	
Performance (gNO <sub>3</sub> )	120	200
Nominal flow (m³/h)	0.8	1.2
Article number	530.600	530.605

**Larger systems – price on request!**

Technische Änderungen vorbehalten!

Hydrotec GmbH, Roland-Dorschner-Straße 5, 95100 Selb, Tel. 09287 / 800 64-0 | [info@hydrotec-selb.com](mailto:info@hydrotec-selb.com) | [www.hydrotec-selb.com](http://www.hydrotec-selb.com) 29/30

**Systeme und Lösungen für beste Wasserqualität**

## HYDRO DOS®

Disinfection – Chlorine dioxide generator

HYDRO DOS® Chlorine dioxide generator unit as a ready-to-connect compact system in a cabinet, used for the disinfection of drinking-, borehole, process-, cooling- and air-conditioning water according to the sodium chlorite / acid process. The system complies with DVGW worksheets W224 and W264. Drinking water approval according to WRAS is available.



HYDRO DOS®	Chlorine dioxide generator HD 550G
Connection input / output	DN 15 / DN 15
Water-/Ambient temperature (°C)	30/40 (no direct sun radiation shall be observed)
Operating pressure min./max. (bar) <sup>1)</sup>	2 / 6
Dosing pumps (l/h)	6
Chlorine dioxide concentration (g/h)	Reactor output: 20 g ClO <sub>2</sub> /l After dilution: 0.1 – 2.5 g ClO <sub>2</sub> /l
Flow rate max. (l/h)	300
Article number	550.750

**Larger systems – price on request!**

### NOTE:

We deliver to our currently valid General Terms and Conditions of Delivery and Payment.

The prices stated in the price list are non-binding, recommended list prices excluding value added tax and are quoted for delivery ex works. Prices and technical specifications are subject to change without notice!

For supplementary technical data on our products listed in the price list, please refer to our product data sheets.

The prices stated are valid from 01.09.2023 and lose their validity with the publication of a new price list.