


AS1

BARRIER SERIES



AS1 AUTOMATIC
SYSTEMS

Leading the way to future
safety and security



AS1 Barrier Series

Raising the bar on security


Imagine a solution that does not just meet your access control needs but redefines them. A barrier that is smarter, more efficient and more reliable than anything you've experienced before. Introducing **the ASI Barrier Series**.

The result of decades of expertise combined with patented technology. **AUTOMATIC SYSTEMS** has **once again raised the bar**, delivering a barrier that enhances security, improves efficiency, and adapts to your unique applications.

The ASI is not just a gate; it is the gate of choice.

Seamlessly blending security and performance. Built to last, it offers unequalled reliability and protection within any environment.

The ASI is a testament to the expertise we have perfected over the years. **For those who demand the best, the ASI is the only choice.**



WHAT SETS THE ASI APART ?



Unmatched durability & reliability



Better connectivity for secure control



Modularity & customisation



Advanced safety features



*Performance
& versatility*



DISCOVER THE VIDEO



The New Series: AS1 Family

The new AS1 Series from AUTOMATIC SYSTEMS offers innovative solutions designed for a variety of access control applications.

Combining advanced technology with high performance and reliability.



AS1 PARK

is the perfect solution for parking facilities, offering both **standard and articulated boom options**.

The articulated boom is designed for areas with restricted overhead clearance, such as underground garages, ensuring smooth and efficient vehicle movement even in areas where space is limited.

Additional options like **ANPR (Automatic Number Plate Recognition)** and **LED lighting on the gate boom** are also available, providing enhanced security and visibility.

AS1 GUARD

is designed to secure the perimeter of sites with **passage width of up to 7 meters**.

Equipped with a more powerful motor, it's perfect for environments that require reliability and strength.

The barrier can be customised with options such as an aluminium **rigid skirt** and a **semi-reinforced boom**.

Additionally, the AS1 barriers feature a **crank-shaft rod locking system** that secures the barrier boom in both open and closed positions, providing the same level of reliability as the renowned BL 229 model.



ASI TOLL

is specifically engineered for toll applications, featuring **advanced AUTOMATIC SYSTEMS technologies** such as the Carbon Protecta® boom.

This innovative boom is designed to reduce vehicle damage during high-speed impacts by absorbing collision forces, protecting both the vehicle and driver.

The Carbon Protecta® boom also reduces gate boom replacements. For enhanced operational efficiency, **the optional automatic re-hinging device is available**, allowing the barrier boom to automatically reset after an impact, **reducing downtime and maintenance needs while ensuring smooth toll operations.**

ASI FLOW

is tailored for traffic management applications, offering diverse options to meet specific requirements.

These include **flashing lights** for improved visibility in low-light conditions and an **audible alarm** for enhanced safety while the barrier is in operation.

The **fiberglass barrier boom option** provides additional flexibility and strength for demanding environments. With numerous customisation options, **ASI Flow adapts seamlessly to your traffic control needs**, ensuring smooth and secure operations in high-traffic areas.

APPLICATIONS

ASI PARK



CAR PARKS



ASI Park

- ◆ Opening time from 1,2 seconds
- ◆ Type of boom: straight or articulated round aluminium arm
- ◆ Max free passage: 4 meters

ASI GUARD



PERIMETER ACCESS



ASI Guard

- ◆ Opening time from 1,2 seconds
- ◆ Type of boom: round aluminium arm
- ◆ Max free passage: 7 meters

ASI TOLL



HIGHWAYS




ASI Toll

- ◆ Opening time from 0,6 seconds
- ◆ Type of boom: round aluminium or carbon Protecta® arm
- ◆ Max free passage: 4 meters

ASI FLOW



TRAFFIC MANAGEMENT



ASI Flow

- ◆ Opening time from 1,2 seconds
- ◆ Type of boom: fiberglass or aluminium arm
- ◆ Max free passage: 7 meters



AS1 : THE NEXT GENERATION AUTOMATIC BARRIER

AS1 is not just a new model,
it's a complete rethink.

Developed by AUTOMATIC SYSTEMS,
it builds on the strengths of our
previous barrier models with a smarter
and even more secure solution.

Every detail has been optimised
to meet all your needs.

UNMATCHED DURABILITY & RELIABILITY

What it means for you ?

You get a barrier that stands the test of time, even in harsh conditions. Fewer breakdowns, fewer maintenance, and lower costs. Whether it's exposed to rain, dust or heavy use, the AS1 keeps performing.

- ◆ **Corrosion-resistant aluminium base:** provides lasting protection against rain and humidity.
- ◆ **Lightweight yet sturdy aluminium structure:** reduces wear and tear, cuts transport costs, and supports eco-friendly logistics.
- ◆ **IP55-rated protection:** Keeps dust and water out, for reliable performance in harsh conditions.
- ◆ **Crank-shaft rod locking system:** secures the arm in both open and closed positions for dependable operation.

BETTER CONNECTIVITY

What it means for you ?

Managing your barrier becomes effortless and secure. You can configure it quickly on-site without specialised tools, while built-in cybersecurity features protect your system from unauthorised access. Manage your operations and data with peace of mind.

- ◆ **Encrypted data protection:** keeps your system safe from unauthorized access.
- ◆ **Wi-Fi connection & QR code-based configuration:** set-up on site quickly with a password-protected system. No extra tools or apps needed.



MODULARITY & CUSTOMISATION

What it means for you ?

Whether you are securing a car park, industrial site or private property, the ASI adapts to your space and style. Choose the boom length, lighting and colour that best suit your environment.

- ◆ **Different types of booms:** covers entry points up to 7 meters wide.
- ◆ **Integrated LED lighting:** Improves visibility, with optional rail lighting.
- ◆ **Custom colours:** 4 standard shades available (orange, red, white or grey) or choose any RAL colour to match your environment.

PERFORMANCE & VERSATILITY

What it means for you ?

Automatic Systems introduces a new-generation brushless motor designed to meet all operational demands with unmatched versatility.

- ◆ **10,000,000 MCBF:** extended service life, reduced downtime and replacement costs.
- ◆ **Compact size and increased power:** cover long lanes with a compact drum.
- ◆ **Energy-efficient design:** reduced consumption and low environmental impact.
- ◆ **Fast opening speed:** opens in just 0.6 seconds.

ADVANCED SAFETY FEATURES

What it means for you ?

Safety is built into every detail. The ASI protects pedestrians and vehicles with intelligent features that prevent accidents and ensure compliance with international standards.

- ◆ **Anti-entrapment top cover:** prevents injury during maintenance.
- ◆ **CE-compliant safety sensors:** monitors conditions and switches to safe mode if needed.
- ◆ **Patented automatic re-hinging system:** protects the barrier and vehicle in case of impact (in option).

COMPLIANCE



ASI: SUSTAINABILITY AT THE CORE

The ASI embodies AUTOMATIC SYSTEMS' dedication to compliance, sustainability, and responsible manufacturing. **Designed to meet the highest standards, it ensures both environmental care and long-term reliability.**


- ◆ **Durable construction:** built with an aluminium structure, the ASI minimizes material waste and ensures fewer replacements over its lifespan.
- ◆ **Energy-saving design:** equipped with a low-consumption motor, it reduces power usage, helping lower environmental impact and operational expenses.
- ◆ **Locally assembled components:** assembled in Europe, the ASI cuts down on transportation emissions, supporting sustainable manufacturing practices.



COMPLIANCE WITH GLOBAL STANDARDS

The ASI is designed and produced in compliance with internationally recognized norms :

- ◆ Certified to ISO 9001 (Quality Management) and ISO 14001 (Environmental Management).
- ◆ Meets CE and UL standards, ensuring safety, reliability, and regulatory compliance for global markets.



Durable, energy-efficient, and environmentally friendly, the ASI is built to last: designed with the planet and your needs in mind.

Automatic Systems is committed to ensuring the safety and compliance of its products. The company holds REACH and RoHS certifications, which certify that its products meet the most stringent European standards for chemicals and hazardous materials.

Pedestrian protection : Continuous passage monitoring with instant stop in case of hazard detection, in compliance with European standards (EN 12453:2017).

IT protection (cybersecurity) : Securing communication channels to protect the system against any unauthorized access. Encrypted updates (data is transformed into a secret code that can only be decrypted with a specific digital key).

MAIN OPTIONS




The ASI offers a wide range of customisable options to meet various operational needs and environmental conditions. Here are some of the most notable options available



BARRIER BOOMS

Choose from several types of barrier booms, including the **Carbon Protecta® boom** for impact resistance, **articulated** booms for sites with height restrictions, and **detachable** booms for quick removal in case of impact.



Additional options like **foam protection** and **automatic re-hinging** ensure both safety and durability.



AESTHETICS AND ENVIRONMENT

Customise the look of your barrier with a variety of **RAL** colour finishes, adapted to your branding. For colder climates, **thermostatically controlled heating** ensures smooth operation in low temperatures.



CONTROL AND COMMAND

Equip your ASI barrier with advanced features for precise and secure control :

- ◆ **Ultrasonic sensors:** detect nearby obstacles to prevent accidental contact with vehicles or pedestrians.
- ◆ **Key switches:** enable secure manual control and restrict access to authorised users.
- ◆ **Laser detection:** ensures accurate tracking of the barrier's position and the presence of users.

Additional options include **open/closed position** detection and **automatic number plate recognition (ANPR)** technology, further enhancing the system's security and reliability..



SIGNALLING

Improve safety and visibility with **integrated LED lights** on the barrier boom, as well as **red/green LED traffic lights** in various sizes.

For added safety, an **internal 100 dB audible alarm** and LED warning beacon with siren are available to signal barrier movements..

These options allow you to tailor the ASI to your specific requirements, enhancing both functionality and security for any application. For the complete list of options, please refer to the technical datasheet.

MAIN OPTIONS


**RAL
3020**



**RAL
7016**





**RAL
9010**



**RAL
2000**

MAIN OPTIONS





		ASI PARK	ASI GUARD	ASI TOLL	ASI FLOW
Max Free Passage		4 m	7 m	4 m	7 m
Opening Time		From 1.2 s (depending on settings)	From 1.2 s (depending on settings)	From 0.6 s (depending on settings)	From 1.2 s (depending on settings)
BOOM TYPE	Standard	X	X	X	X
	Fiberglass				X*
	Semi-reinforced	X*			
	Articulated	X*	X*		
	Carbon Fiber			X*	
	Fenced		X*		
MAIN FEATURES	Automatic Lifting	X	X	X	X*
	Mechanical Locking	X	X	X	X
	Swing-Off	X*	X*	X	
	Re-Hinging			X*	
COMMUNICATION	QR Code Configuration	X	X	X	X
	TCP/IP <small>several possible protocols</small>	X	X	X	X
	ANPR	X*	X*	X*	X*

*In option



OPTIONAL SERVICES



SERVICES OFFERED UPON REQUEST


At **AUTOMATIC SYSTEMS**, our commitment extends beyond delivering high-quality equipment. We provide a range of professional services to support you throughout the life of the products, ensuring their long-term performance and reliability.

OUR SERVICES INCLUDE :

- ◆ **Installation and Commissioning** to guarantee optimal setup.
- ◆ **Maintenance** (preventive and repair) to keep your barrier running smoothly.
- ◆ **Spare Parts** for fast, reliable replacements.
- ◆ **Training** to equip your team with the necessary skills.

Ask our team to see if those services are available in your country.

With service centres in 8 countries and an international network of partners, we're always ready to support you, ensuring peace of mind and long-term performance.



CONNECT THE ASI TO ASLYNK FOR ADVANCED MANAGEMENT



The ASI becomes even more powerful when paired with **ASLYNK**, AUTOMATIC SYSTEMS' advanced remote management tool.

Designed to enhance efficiency and simplify operations, **ASLYNK** offers a comprehensive solution for monitoring and managing your access control systems.

By connecting the ASI to ASLYNK, you gain access to key features such as :

- ◆ **Comprehensive remote monitoring:** view real-time operational data and system status from any location.
- ◆ **Centralized management:** seamlessly control multiple access points through a user-friendly interface.
- ◆ **Enhanced security and cybersecurity:** benefit from industry-compliant measures that protect your system against potential threats.
- ◆ **Customizable alerts and reports:** stay informed with automated notifications and in-depth analytics tailored to your needs.


With **ASLYNK**, the ASI becomes part of a connected, intelligent system that supports operational excellence and long-term value.



TECHNICAL SPECIFICATIONS

Power Supply	Single-phase 230/110V 50/60Hz + ground
Consumption	Maximum in use: 110 W - Maximum idle: 6 W
Motor	Brushless gear motor
Boom type	Standard boom type (Ø84 mm)
Opening/closing time (minimum)	From 0.6 to 4 seconds (depending on the model)
Ambient temperature for use	From -20°C to +60°C (without heating option)*
Relative humidity	Max. 95% (non-condensing)
Free passage (L)	From 2 to 7 m
MCBF (Mean Cycles Between Failures)	10,000,000 cycles (if recommended maintenance is followed)
Protection rating	IP55
Noise level	< 70 dB(A)
Compliance	Compliant with European standards CE

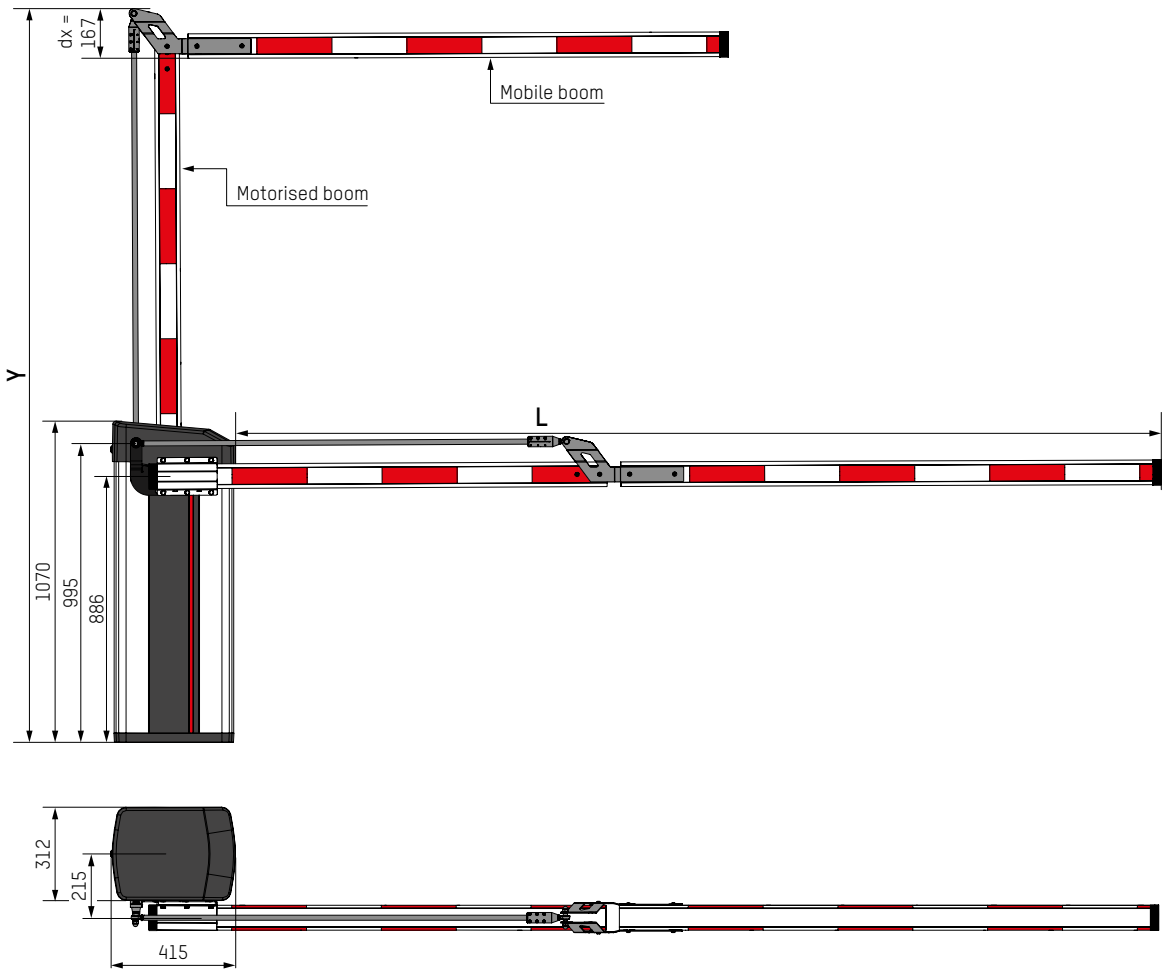
*Up to -49°C with the heating option



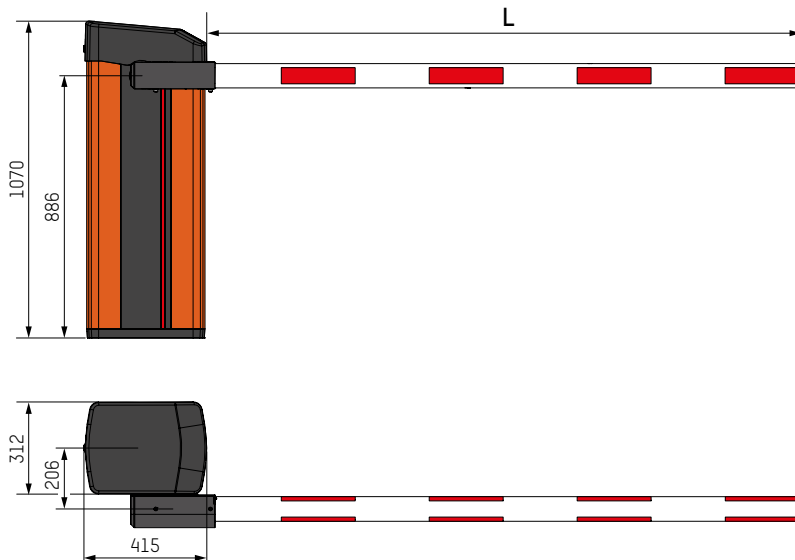
TECHNICAL SPECIFICATIONS

GENERAL DIMENSIONS (MM)

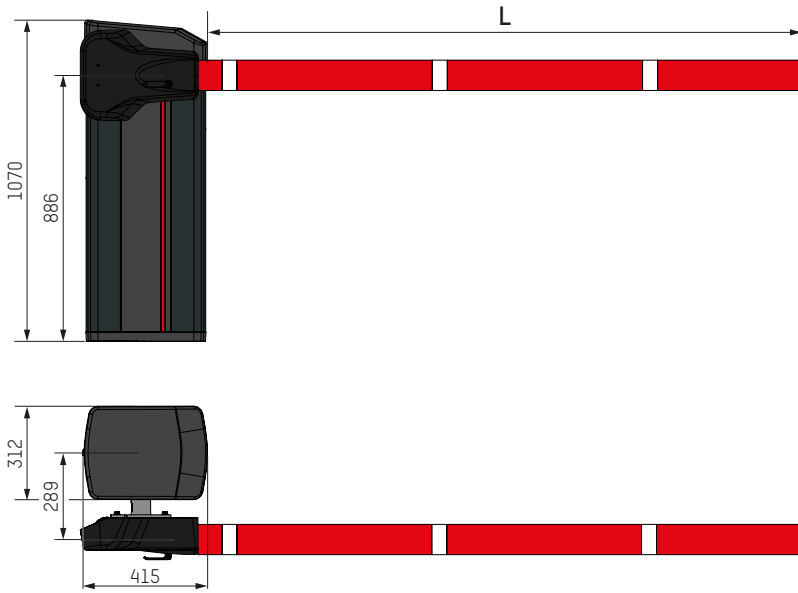
ASI Park



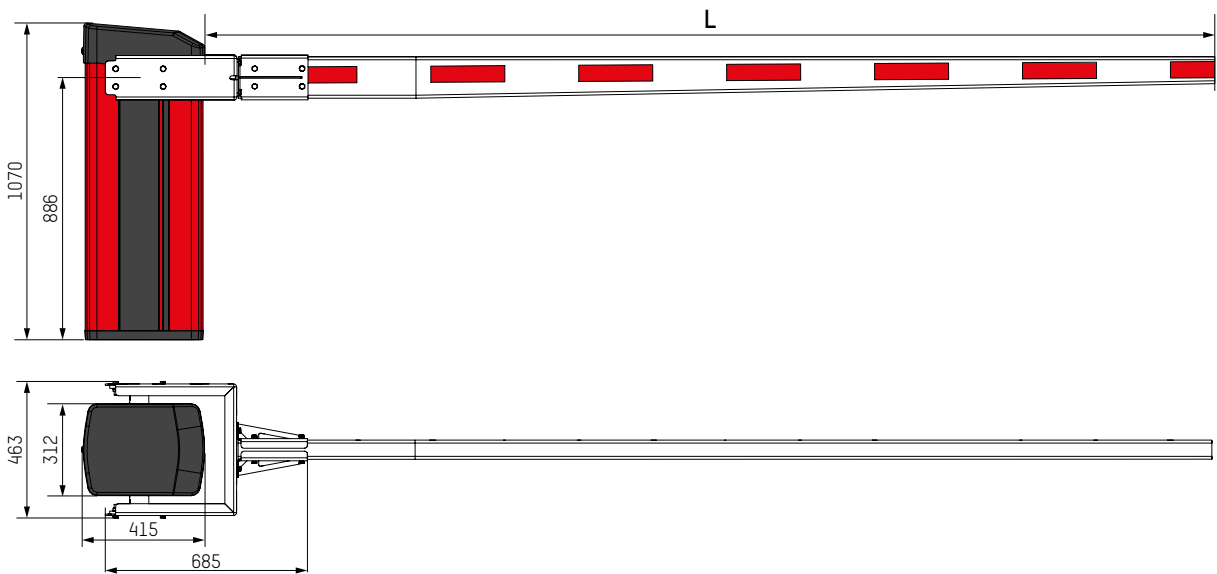
ASI Guard



ASI Toll



ASI Flow



HEADQUARTERS INTERNATIONAL SALES

AUTOMATIC SYSTEMS SA

Avenue Mercator 5 - 1300 Wavre
BELGIUM

T.: +32 (0)10 230 211

Email: sales.asgroup@automatic-systems.com

LOCAL OFFICES AROUND THE WORLD

UNITED KINGDOM

T.: +44 (0)1604 65 42 10

Email: sales.uk@automatic-systems.com

UNITED STATES

T.: +1 516 944 94 98

Email: sales.nam@automatic-systems.com

CANADA

T.: +1 450 659 07 37

Email: sales.nam@automatic-systems.com

FRANCE

T.: +33 (0)1 30 28 95 50 (Persan office)

T.: +33 (0)1 41 11 40 20 (Suresnes office)

Email: sales.fr@automatic-systems.com

SPAIN

T.: +34 (0)93 478 77 55 (Barcelona office)

T.: +34 (0)91 659 07 66 (Madrid office)

Email: sales.es@automatic-systems.com

GERMANY

T.: +49 2303 553 4040

Email: sales.de@automatic-systems.com

**AUTOMATIC
SYSTEMS**

Leading the way to future
safety and security

