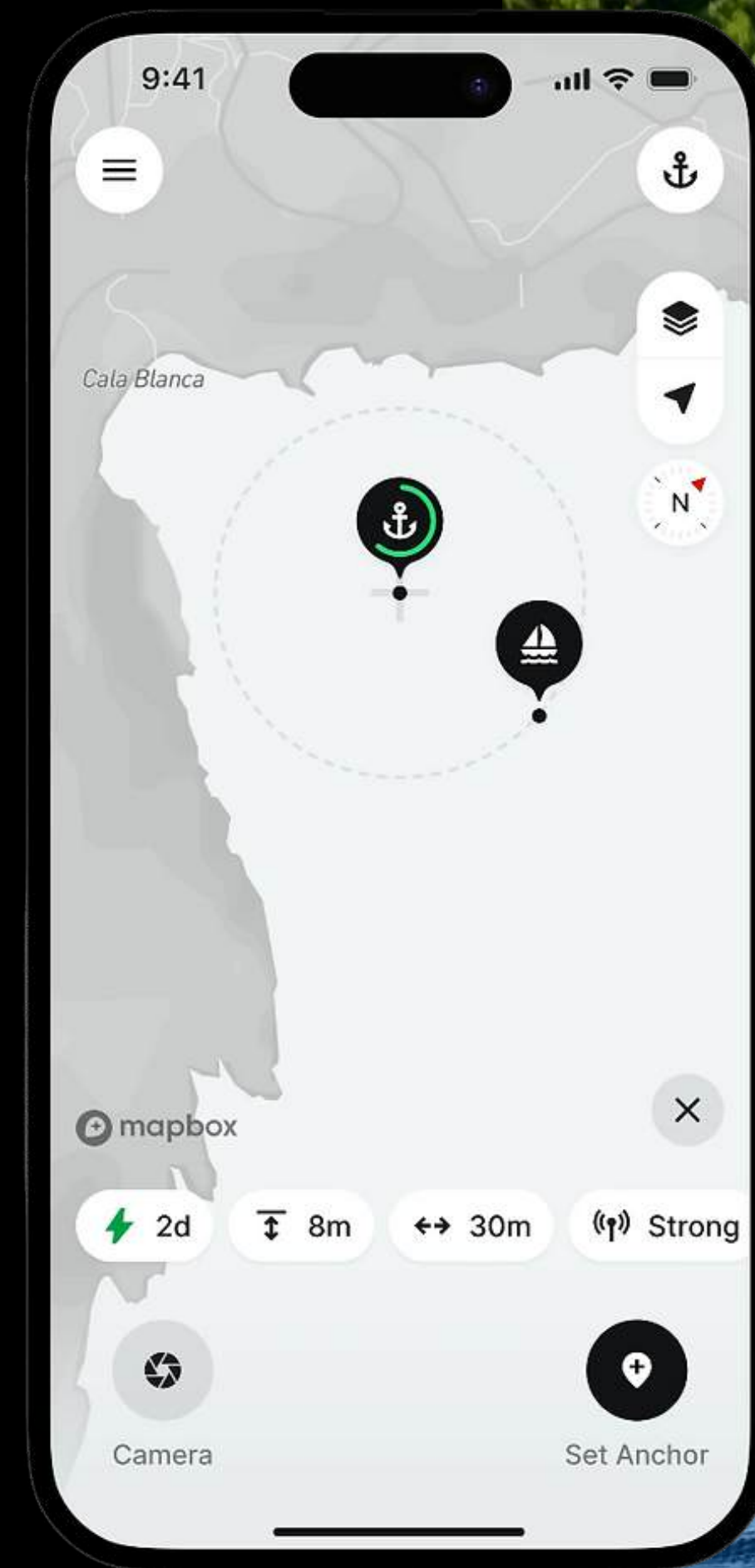
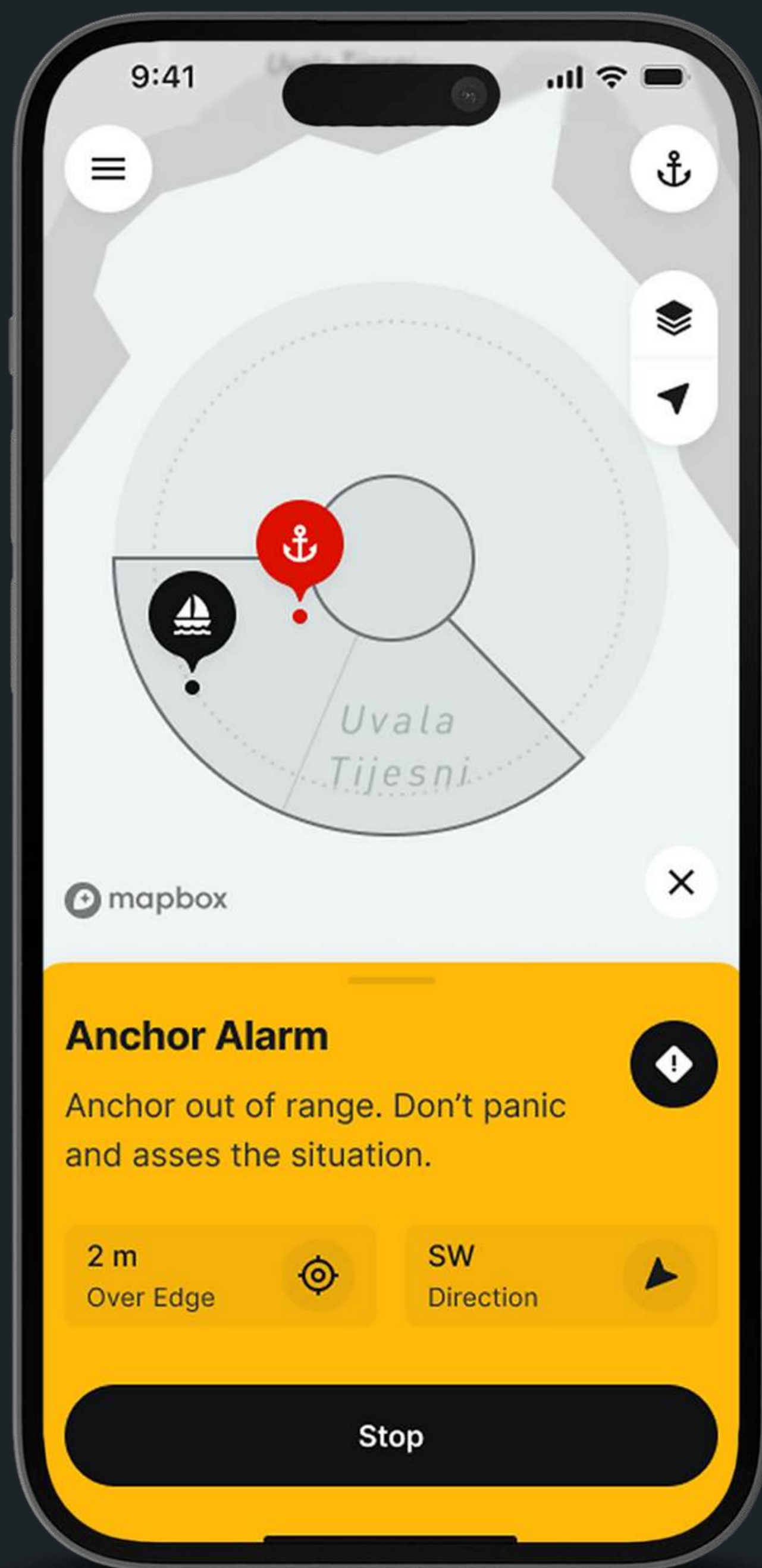


VisionAnchor

Discover smart anchoring

No more anchor anxiety.
Sleep like a baby with
VisionAnchor S.





Functionality

All in one anchoring solution



Anchor Alarm

Get alerted on your phone or tablet if your anchor moves so you can react on time.



Always Connected

Your buoy is always connected to the boat using LoRa connection, even if you lose your phone.



Position Tracking

Meter-level GNSS positioning performance with GPS, GLONASS, BeiDou and Galileo satellites.



24/7 Visibility

See your anchor buoy or night with 3M reflective strips on the buoy.

∞ VisionAnchor

How does it work?



Stay Safe

With VisionAnchor S you always know what's happening with your anchor, so you'll keep your family, boat and crew safe at all times.

Sleep Better

You'll sleep like a baby knowing you'll be woken up if anchor moves out of safety.

Save Time

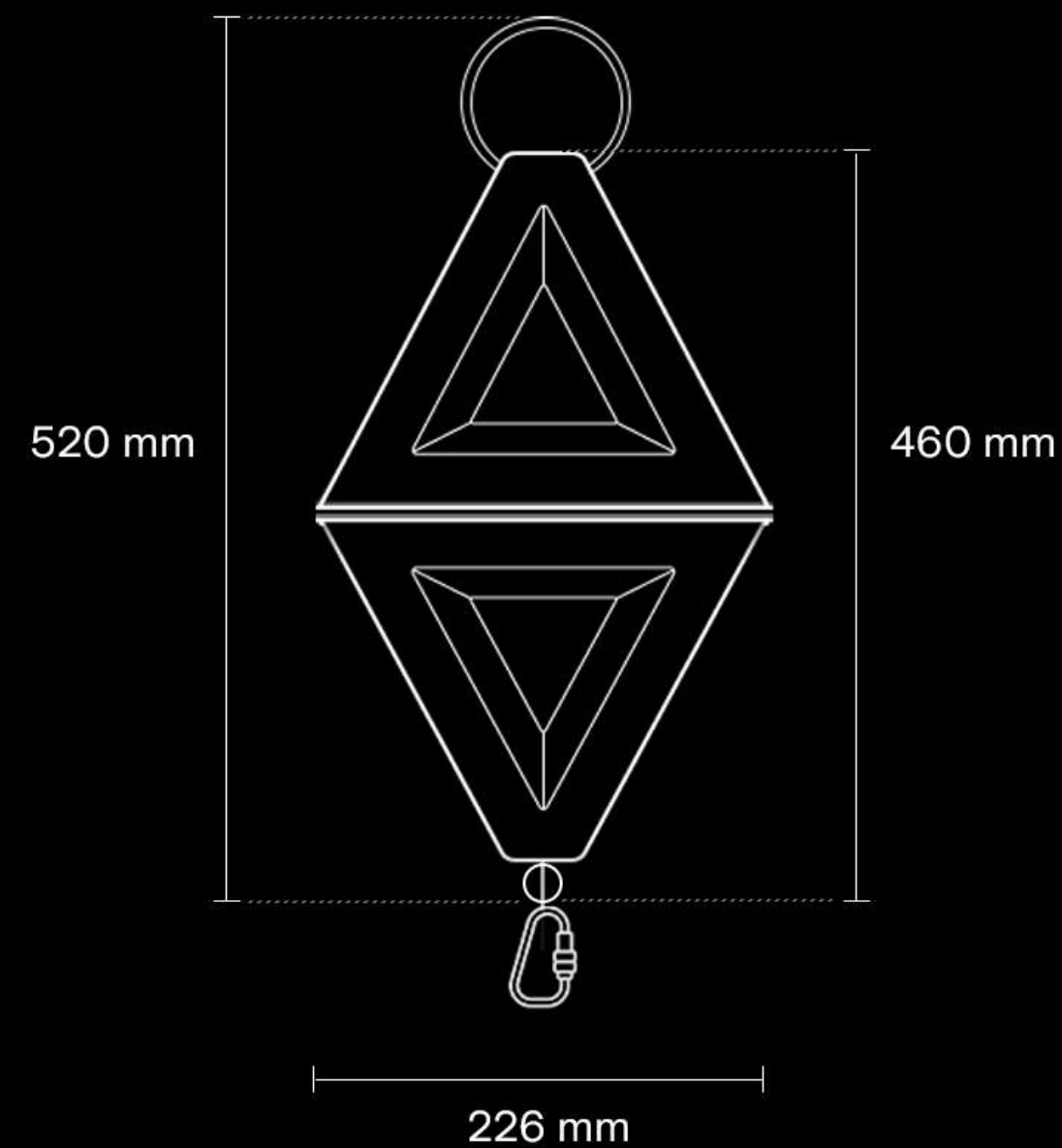
As you'll see exactly where you're anchored and know about any movements, you'll save time checking the anchor.

Stay Calm

No more false anchor alarms and no more trouble with stuck anchors.

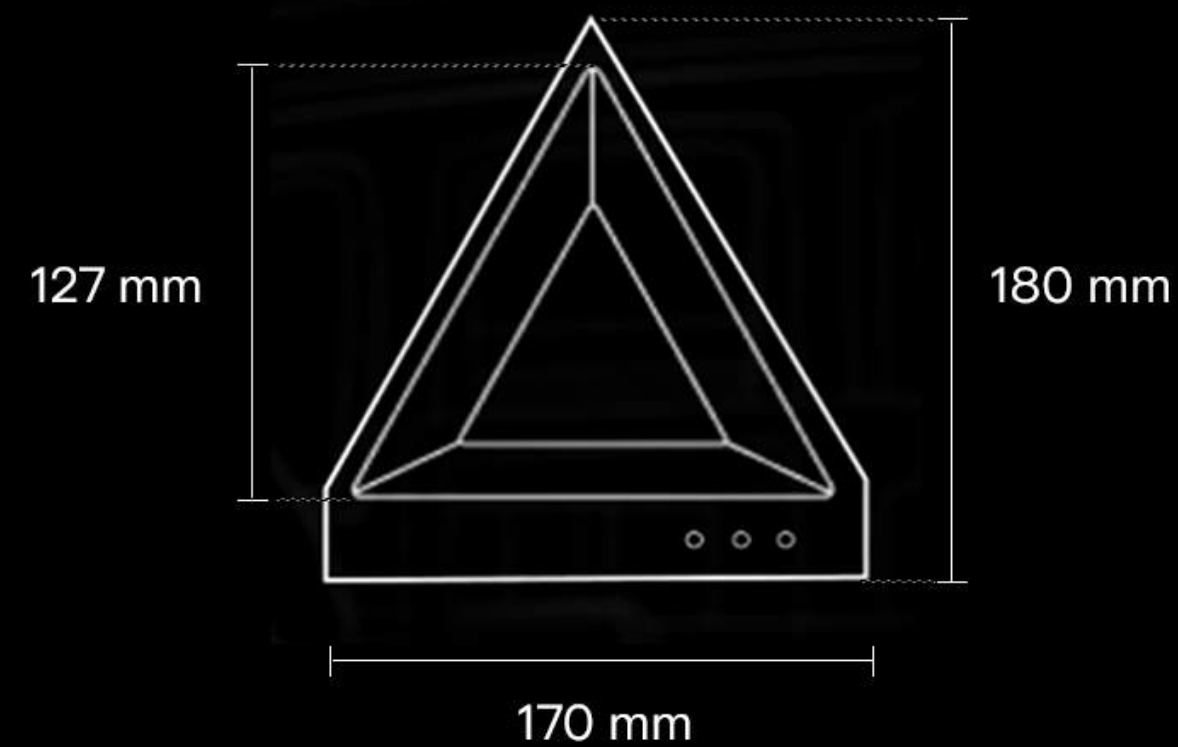


The system



The buoy

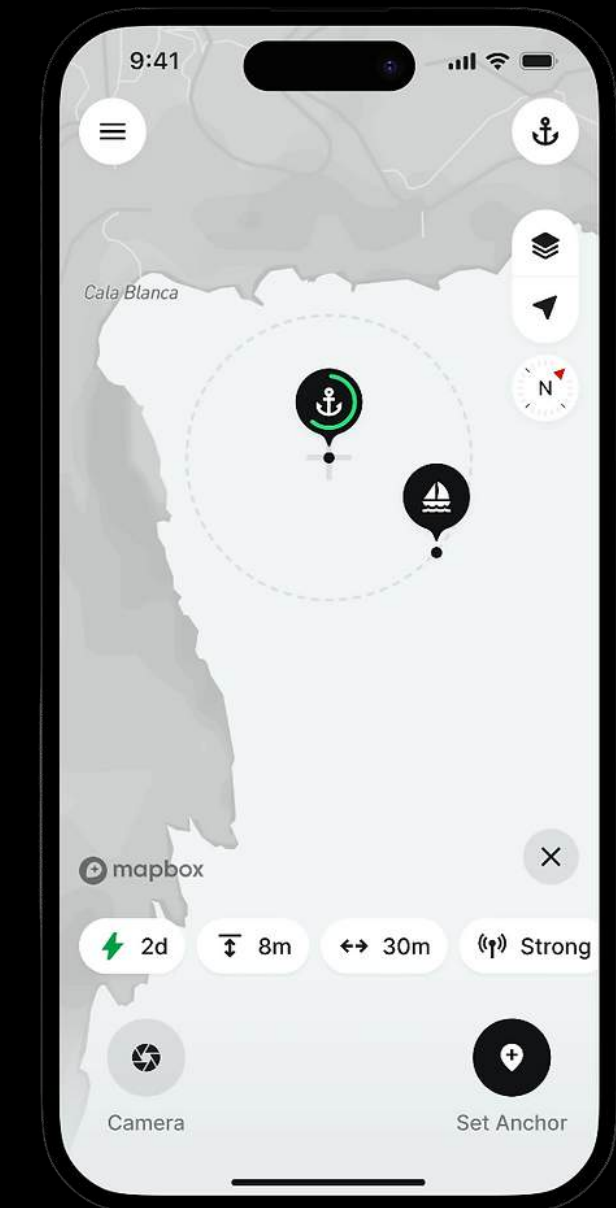
The buoy is the brain of the operation, it has a rechargeable battery in the smartbox, that is easily removable and charges wirelessly on the base unit.



The base unit

The base unit is plugged into 12V on the boat and keeps the connection to the buoy and acts as a charger as well.

Anchor alarm sounds from your phone and from the base unit, so you're always protected.



The app

The app is your control center. You monitor your anchor's position and movement in the app. You can set a radius of allowed movement and the app sounds the anchor alarm if anchor moves out of designated area.

Frequently Asked Questions

How deep can I anchor?

VisionAnchor has a 25 m (65 ft) rope. Considering the waves and tides 20 m is the maximum depth for the VisionAnchor S system.

How long does the battery last?

48 hours is the current battery usage, so you can comfortably stay at anchor for two days. You can easily recharge the buoy with the wireless charger in the control unit on your boat at all times.

How do I attach the buoy to my anchor?

VisionAnchor S attaches with a D-shackle or carabiner to the crown of your anchor. For anchors like Rocna, you can also attach it to the roll bar. If you are not sure, please send us a photograph of your anchor and we will provide you with the best approach.

What if I lose my phone or the battery dies?

The anchor alarm in the VisionAnchor buoy still functions without a connection. If you set the anchor alarm radius in the application and then disconnect your phone, the buoy keeps the connection with the control unit, which will sound an alarm alerting you if the anchor moves out of radius you've set.

Why is it better than my anchor alarm app or chart plotter?

The key difference is that traditional anchor alarms track the boat's position and not the actual anchor. So you could be moving a lot within the set perimeter and not get an alarm. Then once you move out of the range it's already too late.

Thank You!

<https://visionanchor.net>
sales@visionanchor.net
+386 51 224 129