



*Secure high-performance doors
for modern parking solutions*



The fastest parking system door in the world.

A glance at the advantages of the EFA-SST® Classic:

- Up to 250,000 cycles per year
- Opening speeds – up to 2.0 m/s
- Closing speeds – up to 1.0 m/s
- Available in widths up to 8 m and heights of 7 m
- Low head room options available
- Quiet in operation
- Up to Class 4 wind resistance
- EFA-TLG® safety system
- Completely weather proof
- Burglar-resistant external door

A completely new perspective for the protection of property

The burglar-resistant external door opens in mere seconds, closing immediately after the car has passed through the opening. The EFAFLEX parking system door therefore prevents unauthorised access to cars and pedestrians. Fast and secure doors contribute towards the safe entry and exit of cars in parking situations, for commercial car-parks, hotels, banks or other public institutions. Ingenious entry controls, the use of magnetic card readers and combined video surveillance for instance, can easily restrict the vehicles that are permitted to enter. Your choice of entry control system can easily be configured to communicate constantly with the intelligent microprocessor control, transferring data to central monitoring or IT systems, which can activate alarms in case of emergencies.

Uniquely fast, secure and reliable

A sense of safety is an especially comforting feeling. Safety means: the risk is managed. With an EFAFLEX high-speed door, you are opting for the highest standards of safety on the market – for personal and vehicle safety – not to mention safety for the door itself.

Versatile use

High-speed spiral doors are always the intelligent choice. A diverse range of models are available, whether it's an entrance or exit door for an underground parking area, a low-lintel version, or something tailored to your specific requirements with ventilated laths replacing the standard extruded aluminium laths. To further personalise your choice of door almost all RAL colours are available, possibly used to further complement your corporate identity.



Copenhagen, Denmark

EFAFLEX SST Classic

EFAFLEX door systems are suitable for automatic parking systems



Munich, Germany

Inclined bottom bar



Sheffield, United Kingdom

Doors tailored to users individual needs.

Free-standing door as entrance



Tokyo, Japan

Adjusted door design in-line with facade



Taipeh, Taiwan

EFAFLEX doors for parking systems

Spiral cover

A spiral cover is available and legally necessary for door height below 2.5 m.

Low headroom needs

With our various spiral solutions and space saving designs our modern parking system doors can be installed in the tightest locations.

EFA-TLG® Door Light Curtain

The TÜV certified infrared light-line curtain is unique, entirely self-monitoring and installed directly in to the side tracks of the door.

Door panel

The door blade consists of double wall extruded aluminium laths. To achieve maximum transparency sight laths can be added, manufactured using acrylic or polycarbonate glass (shock and scratch resistant). A powder coated finish or ventilation laths can also be added to achieve your desired configuration.

Emergency release

A tension spring mechanism, which automatically opens the door blade, for example, the emergency hand lever is activated in a power cut, is installed in the side frames.

Safety – Light barrier

Up to two safety light barriers can also be integrated if required, which prevents the door from closing if objects or people are within the door closing line.

Surface

The complete door construction is made of galvanised steel (optional: stainless steel or powder coating) and resists any weather conditions.

Burglar-resistant

Depending upon your individual requirements, an additional locking device can be added that guarantees an increased level of protection from burglary.





EFA-SFT®



Mannheim, Germany

Next generation parking systems.



A glance at the advantages of the EFA-SFT®:

- High performance, low maintenance door
- Maximum speeds of up to 2.5 m/s
- High frequency usage – up to 200,000 cycles per year
- Up to Class 4 wind resistance
- Countless optional features



From the outside, everything is just a facade

In terms of optional features, the EFA-SFT® is the most versatile of all the EFAFLEX high-speed door range. There are numerous options for adapting the EFA-SFT® optimally to any façade, with variable opening wing division, bar and bracing arrangements. To complete your choice the door blade can be anodized in a range of colours, or alternatively powder-coated in your choice of RAL colour.

But interior values also count

A combination of aluminium and steel are used to construct the EFA-SFT® to the highest possible quality standards. The load bearing components of the EFA-SFT® are made from galvanised steel sheet, while the door blade consists of anodised, non-corroding aluminium, and is equipped with a single acrylic panel to allow plenty of natural light into the building. The two panelled, insulated glazing guarantees excellent heat and sound properties.

Everything revolves around the spiral technology.

Copied a thousand times, yet still unequalled. The tried and tested fundamental principle of EFAFLEX high-speed spiral doors remains unbeatable! The door blade is not rolled up on a shaft, but is guided into the EFAFLEX spiral instead, saving space and keeping it in distance.

Oval spiral and low-header design

EFAFLEX provides high-speed spiral doors of various different designs. The circular spiral is the standard solution, and also boasts the fastest opening/closing times. If you only have limited space above the door, then you have two space-saving variants to choose from for many door types in the S Series. Oval spiral and low-header.

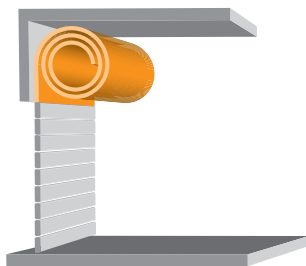
With the EFA-SST® PS, EFAFLEX has developed a space-saving door that is ideal for parking and garage systems. The new design can even be installed despite limited access for the headgear or side frames.

The EFAFLEX spiral is still an ingenious construction principle. However, in comparison to common spiral doors, the space requirement was significantly reduced by using a compact spiral construction which has been several times. The smaller laths (height of 105 mm) also mean that the door can be installed in tight spaces in the lintel.

Perfection of the door blade guidance


EFAFLEX has this principle of operation internationally. It guarantees you a series of unique advantages: only this unique construction combines high opening speeds, longevity and efficiency anywhere in a comparable way.

Round Spiral



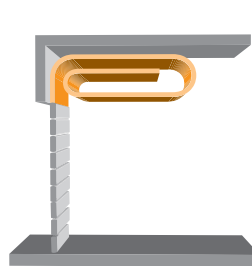
The round spiral is the standard and best solution when you have ample space above the door.

Round Spiral PS



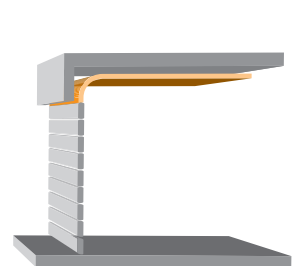
The EFA-SST® PS features a spiral construction that significantly reduces the space requirements in the lintel.

Oval Spiral



Oval spirals are space-saving shapes to be used in cases of structural limitations.

Low-header



The low-header design guarantees greatest safety for people and vehicles, for example in underground garages and parking centres!

Technical Data:

		SST-PS	SST Classic	STT	SFT
Application	Exterior door	●	●	●	●
Wind load max. *	According to DIN EN 12424 class	4	4	4	4
Operating forces/safe opening	According to DIN EN 13241	fulfilled	fulfilled	fulfilled	fulfilled
Direct airborne sound insulation R_w *	in dB according to DIN EN 717-1	23	up to 25	up to 20	up to 21
Max. door size (in mm)	Width W	6,100	8,000	8,000	8,000 ¹⁾
	Height H	4,000	7,000	7,800	7,000 ¹⁾
Maximum door blade speed*	in m/s	2.0	2.0	3.0	2.5
Average speed, ca. *	Opening in m/s	1.8	1.5	2.5	2.0
	Closing in m/s	0.5	0.75	0.75	1.0
	Closing in m/s, with EFA-TLG® door light-line grid	1.0	1.0	1.0	–
Door blade guidance	Round Spiral	●	●	●	–
	Oval Spiral	–	○	–	–
	Low-header	○	○	○	–
Operating direction of the door	Vertically	●	●	●	–
	Horizontally	–	–	–	●
Steel design	Galvanized sheet steel frame	●	●	●	●
	Stainless steel	○	○	○	–
	Powder coated in RAL colours	○	○	○	○
Door panel	Door laths made of anodized aluminium E6/EV1	●	●	–	–
	Door leafes made of anodized aluminium E6/EV1	–	–	–	●
	EFA-CLEAR® single-walled/anodized (window laths)	○	○	●	–
	Window infill single-walled/double-walled	○/–	○/–	○/–	○/○
	Non transparent infill single-walled/double-walled	–	–	○/–	○/○
	Ventilation laths	○	○	○	–
	Ventilation infills	–	–	–	○
	Color according to RAL (without window panel/infill)	○	○	○	○
Fire class	Building Material class DIN 4102	B2	B2	B2	B2
Weight balancing by		Spring	Spring	Spring	–
Designed for approx ... Load cycles per year		200,000	250,000	200,000	200,000
Control	EFA-TRONIC®	●	–	○	○
	Frequency converter	●	●	●	○
	EFA-TRONIC® PROFESSIONAL	○	●	●	●
	Main switch and foil keypad	●	●	●	●
Lead	Electricity connection 230 V/50 Hz	●	●	●	●
	Circuit breaker	16 A (K)	16 A (K)	16 A (K)	16 A (K)
Emergency opening	Automatically after manual activation	●	●	●	–
	Manual activation	–	–	–	●
Safety devices	EFA-TLG® door light-line grid in door closing line	○	○	○	–
	Contact edge	●	●	●	●
	Light barrier	○	○	○	○
	Approach area monitoring	○	○	○	○
Activators	Connection of all common activators possible	●	●	●	●

● standard, ○ upon request, – Not available, *Depending on door blade, door blade guidance and door size, we reserve the right to make technical alterations.

¹⁾not to be combined

EFAFLEX
Tor- und Sicherheitssysteme
GmbH & Co. KG
Fliederstraße 14
DE-84079 Bruckberg/Germany
Telephone +49 8765 82-0
www.efaflex.com
info@efaflex.com



Technological advancement. Pioneering design.

EFAFLEX® is a registered and legally protected trademark.

Subject to technical changes. Some diagrams depict special features.

Overall design:

www.creativconcept.de 02120

For more than 40 years, EFAFLEX has developed and designed reliable and highly-efficient high-speed doors. With innovative technology and pioneering solutions for special requests, EFAFLEX continually provides the market with new stimuli. This leadership role through superior technology, the best quality and a maximum degree of security is part of EFAFLEX's identity. More than 1,000 employees guarantee competent consultation and excellent service. Worldwide and always near you.

EFAFLEX 
safe high-speed doors