

Amare
group



TENDER to Quiet Revolution





Exclusive. Pure. Iconic.



Revolutionizing the familiar, transforming the future.

Any electric tender redefines the concept of jet tenders by reinterpreting classic design elements through the visual codes of the world of **electric** engines.

Flowing lines replace sharp edges, embodying silent efficiency. Intuitive controls, a playful silhouette and minimalist equipment ensure innovation meets comfort.

Any transforms tradition, setting a bold new standard for jet tender design and heralding the **future of luxury**.



Electric power, endless adventures

The world's newest tender concept
for your most unforgettable moments

Embark on a new adventure with us.

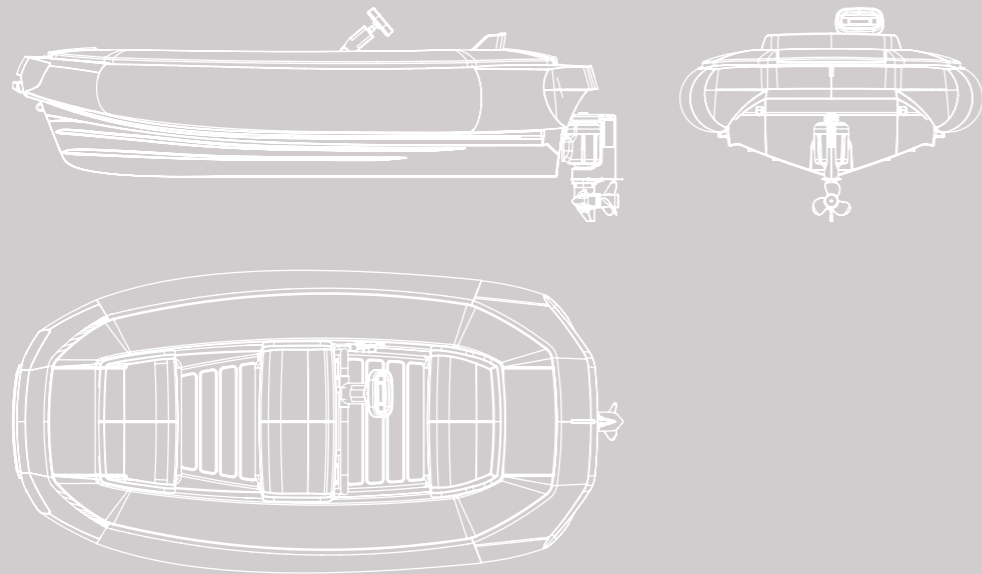
We are proud to introduce Amy, the latest and most exciting addition to Amare Group's product line.

This is a testament to our unwavering **commitment to innovation**, a project born from over a year of in-depth research and collaboration with the most forward-thinking designers and suppliers in the industry. Every detail of the Amy has been carefully crafted to reflect our dedication to excellence.

Handcrafted in Italy, Amy is not only a symbol of cutting-edge technology but also of the unrivaled craftsmanship and expertise that defines Amare.

The future of 'Made in Italy' excellence is here.

Pre-preg carbon fiber moulded



Pre-Preg Carbon fiber technology benefits from lightness, strength and exceptional performance.

Pre-preg's **precision moulding** ensures superior structural integrity, smooth surfaces and flowing curves

Highly resistant to fatigue, weathering, and environmental factors such as UV degradation and chemical attack, carbon fiber proves a perfect match for the marine environment.

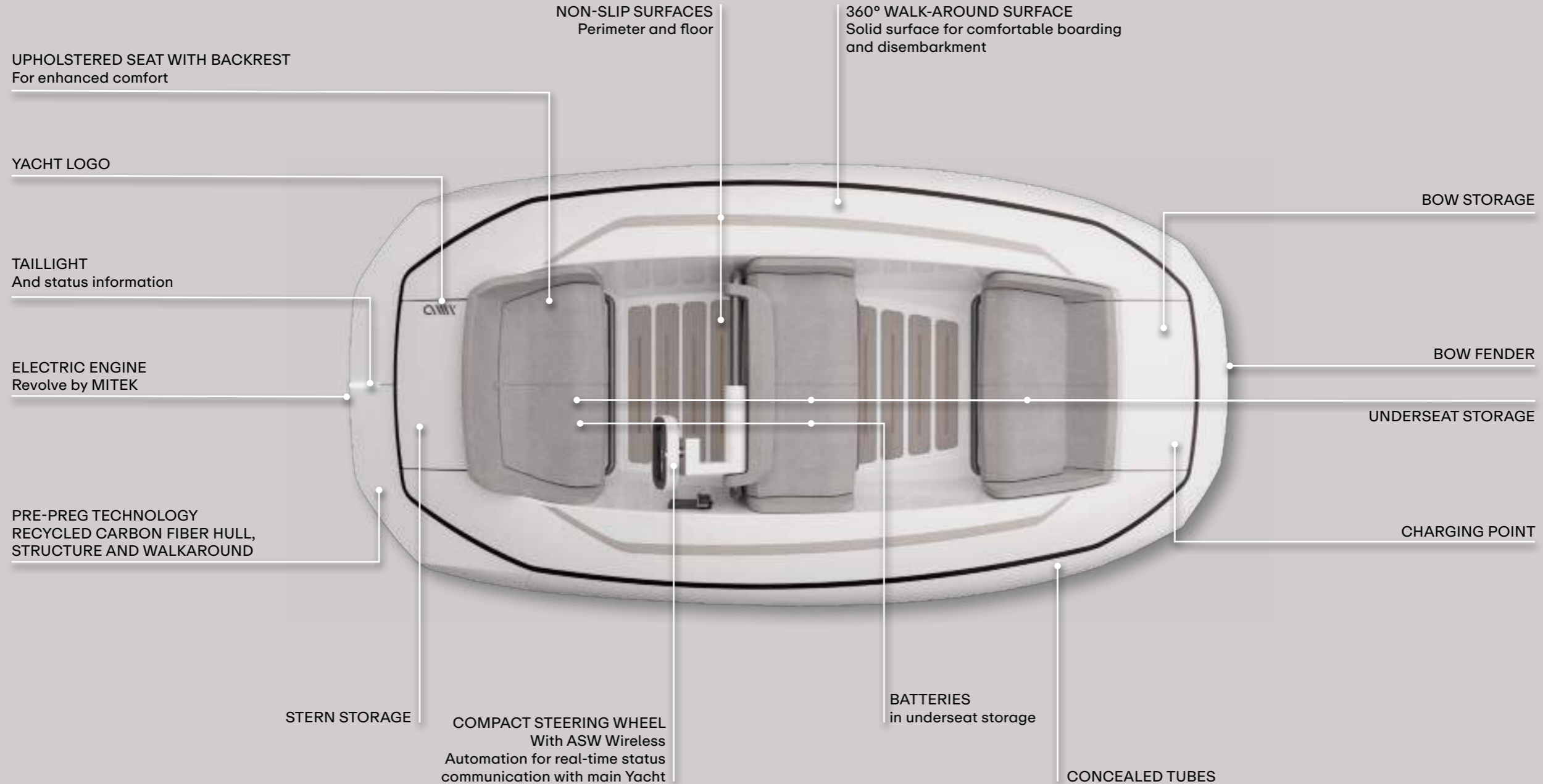




Silent Power.
Pure Luxury.
Reef Safe.

Sustainable Sophistication
48V low voltage power pack.

Amy empowers you to explore pristine marine sanctuaries with **zero local emissions** — its electric motor produces no exhaust gases, fully complying with environmental limits in protected areas. Its **low acoustic impact** makes it ideal for sensitive zones such as marine parks, protected lakes, and nature reserves, while its **reef-respectful** design offers unique access to the ocean's most treasured places with unmatched elegance and innovation.





AMARE
330e

SPECIFICATION

LOA

3.30m / 10ft 10in

DRY WEIGHT

290kg / 639lbs

SEATING

4+1

HEIGHT

0.90m / 2ft 11in (with steering wheel)
0.72m / 2ft 4in (without steering wheel)

BEAM

1.7m / 5ft 7in (with inflatables)
1.58m / 5ft 2in (hull only)

DRAFT

0.24m / 9.4in with one person
0.33m / 1ft 1in full load

ENGINE

MITEK Revolve 20

BATTERIES

3 LiFePo4 (Lithium Iron Phosphate) modules of 48V 100Ah.
with a total capacity of 15 kWh.

MAX SPEED

21 kn (one person of 75kg)

RANGE

- at max speed (21kn) with one person - 14,1 kw: 1h 10min
- at 10kn with one person - 8,5 kw: 2h 11min
- at max speed (18kn) with 2 people - 14,1 kw: 1h
- at 10kn with 2 people - 8,5 kw - 2h

FEATURES

STANDARD FEATURES

- Watertight battery pack
- Battery isolator switch
- LED charge indicator
- Plug-in navigation lights
- Bluetooth audio system
- 1 x USB and 2 x USB-C charging ports
- Upholstered seat with fire resistant foam
- Three under seat storage compartments
- Removable seat cushions for easy storage access
- Foldable, height-adjustable steering wheel
- Digital display with ASW Wireless Automation integration
- Non-slip footwell inlay
- Fire extinguisher
- Safety kit (vest, safety ladder, paddle and torch)
- Throttle / shift control
- Engine flushing point
- Bow U-bolt
- Stainless steel tube grab handles
- Automatic bilge pump
- Four point lifting pad-eyes
- Two rear tie down points and tow hook
- Tube repair kit
- Footpump

- Mooring cleats
- Charging cable
- Personalized water bottle
- Manual anchor
- Cleat
- Protective cover

OPTIONAL FEATURES

- LED Deck lights
- Underwater lighting system
- Battery charger
- Mooring rope kit
- Automatic tube inflator (full or bow)
- Chart Plotter
- Digital Depth Sounder
- VHF Radio
- Stainless steel anchor
- Yacht name or logo embroidery on upholstery
- Yacht name or logo applied to tubes



AMARE
395e

SPECIFICATION

LOA

3.95m / 12ft 11in

SEATING

5+1

HEIGHT

0.95m / 3ft 1in (with steering wheel)

0.77m / 2ft 6in (without steering wheel)

BEAM

1.8m / 5ft 11in (with inflatables)

1.65m / 5ft 5in (hull only)

DRAFT

0.25m / 0ft 10in with one person

0.35m / 1ft 2in full load

ENGINE MITEK Revolve 20

BATTERIES

3 LiFePo4 (Lithium Iron Phosphate) modules of 48V 100Ah. with a total capacity of 15 kWh.

MAX SPEED

20 kn (one person of 75kg)

RANGE

- at max speed (20kn) with one person - 15 kw: 1h 10min
- at 10kn with one person - 9,5 kw: 2h 08min
- at max speed (17kn) with 2 people - 15 kw: 1h
- at 10kn with 2 people - 9,5 kw - 2h

DRY WEIGHT

340kg / 750lbs

ENGINE MITEK Revolve 35

BATTERIES

5 LiFePo4 (Lithium Iron Phosphate) modules of 48V 100Ah. with a total capacity of 25 kWh.

MAX SPEED

24 kn (one person of 75kg)

RANGE

- at max speed (24kn) with one person - 25 kw: 1h
- at 10kn with one person - 9,5 kw: 2h
- at max speed (21kn) with 2 people - 25 kw: 1h
- at 10kn with 2 people - 9,5 kw - 1h 55min

DRY WEIGHT

389kg / 858lbs

FEATURES

STANDARD FEATURES

- Watertight battery pack
- Battery isolator switch
- LED charge indicator
- Plug-in navigation lights
- Bluetooth audio system
- 1 x USB and 2 x USB-C charging ports
- Upholstered seat with fire resistant foam
- Three under seat storage compartments
- Removable seat cushions for easy storage access
- Foldable, height-adjustable steering wheel
- Digital display with ASW Wireless Automation integration
- Non-slip footwell inlay
- Fire extinguisher
- Safety kit (vest, safety ladder, paddle and torch)
- Throttle / shift control
- Engine flushing point
- Bow U-bolt
- Stainless steel tube grab handles
- Automatic bilge pump
- Four point lifting pad-eyes
- Two rear tie down points and tow hook
- Tube repair kit
- Footpump

- Stern and bow benches with 2 seats each
- Additional non-slip detail on the stern
- Mooring cleats
- Charging cable
- Personalized water bottle
- Manual anchor
- Cleat
- Protective cover

OPTIONAL FEATURES

- LED Deck lights
- Underwater lighting system Battery charger
- Mooring rope kit
- Automatic tube inflator (full or bow)
- Chart Plotter
- Digital Depth Sounder
- VHF Radio
- Stainless steel anchor
- Yacht name or logo embroidery on upholstery
- Yacht name or logo applied to tubes



AMARE
430e

SPECIFICATION

LOA

4.30m / 14ft 1in

SEATING

6+1

HEIGHT

0.99m / 3ft 3in (with steering wheel)

0.75m / 2ft 6in (without steering wheel)

BEAM

1.95m / 6ft 5in (with inflatables)

1.65m / 5ft 5in (hull only)

DRAFT

0.30m / 1ft with one person

0.40m / 1ft 4in full load

ENGINE 2x MITEK Revolve 20

BATTERIES

6 LiFePo4 (Lithium Iron Phosphate) modules of 48V 100Ah. with a total capacity of 30 kWh.

MAX SPEED

25 kn (one person of 75kg)

RANGE

- at max speed (25kn) with one person - 30 kw: 59min
- at 10kn with one person - 12 kw: 2h 20min
- at max speed (25kn) with 2 people - 30 kw: 1h 05min
- at 10kn with 2 people - 12 kw: 2h 02min

DRY WEIGHT

410kg / 904lbs

* ICE version available

LONG RANGE VERSION

ENGINE 1x MITEK Revolve 40

BATTERIES

2 LiFePo4 (Lithium Iron Phosphate) modules of 96V 230Ah. with a total capacity of 44 kWh.

MAX SPEED

26 kn (one person of 75kg)

RANGE

- at max speed (26kn) with one person - 29 kw: 1h 27min
- at 10kn with one person - 12 kw: 3h 20min
- at max speed (26kn) with 2 people - 31 kw: 1h 20min
- at 10kn with 2 people - 12 kw : 3h 07min

DRY WEIGHT

502kg / 1107lbs

* ICE version available

FEATURES


STANDARD FEATURES

- Watertight battery pack
- Battery isolator switch
- LED charge indicator
- Plug-in navigation lights
- Bluetooth audio system
- 1 x USB and 2 x USB-C charging ports
- Upholstered seat with fire resistant foam
- Three under seat storage compartments
- Removable seat cushions for easy storage access
- Foldable, height-adjustable steering wheel
- Digital display with ASW Wireless Automation integration
- Non-slip footwell inlay
- Fire extinguisher
- Safety kit (vest, safety ladder, paddle and torch)
- Throttle / shift control
- Engine flushing point
- Bow U-bolt
- Stainless steel tube grab handles
- Automatic bilge pump
- Four point lifting pad-eyes
- Two rear tie down points and tow hook
- Tube repair kit
- Footpump

- Stern swim platform
- Stern seats with adjustable backrests to create a unique sunbathing area
- Internal walkaround layout
- Enhanced detailing in the upholstery
- Mooring cleats
- Charging cable
- Personalized water bottle
- Manual anchor
- Cleat
- Protective cover

OPTIONAL FEATURES

- LED Deck lights
- Underwater lighting system Battery charger
- Mooring rope kit
- Automatic tube inflator (full or bow)
- Chart Plotter
- Digital Depth Sounder
- VHF Radio
- Stainless steel anchor
- Yacht name or logo embroidery on upholstery
- Yacht name or logo applied to tubes



From Concept to Launch

The Story Behind AMY





- The innovative and elegant design has been developed in collaboration with **Burdisso Capponi** design studio, continuing a fruitful relationship started in 2021
- Both the vessel and the electric engine are entirely designed and produced by Italian companies, giving the product a unique and recognizable character, combination of elegance and practicality.
- The AMY series epitomizes **Italian craftsmanship**, with its concept, design, PRE-PREG carbon fiber structure, and electric engine entirely conceived and manufactured close to Modena, Emilia-Romagna, by Italian companies.
- Amy showed **outstanding performance and energy management** at sea in ideal testing conditions.
- Total weight, including batteries, is **290 kg**.
- The propulsion system was awarded a special mention at the DAME 2024 in Amsterdam, during METS trade show.
- **MITEK Revolve** electric engine is designed to work with any batteries, but the standard provided - LifePro 4 Battery pack - provides with premium performance, flexible approach to client requirements in terms of weight and autonomy, and outstanding safety on-board.

CUSTOMISATION OPPORTUNITIES





- | | |
|--|---|
| 1 - Superstructure colour | 2 - Inflatable Tubes colour |
| 3 - Rubbing Strake colour | 4 - Handrails colour |
| 5 - Steering Wheel upholstery | 6 - Seat Upholstery fabric and colour |
| 7 - Yacht Logo Embroidering and Logo | 8 - Superstructure Non-Slip Inlay |
| 9 - NON-SLIP Decking material 1 colour | 10 - NON-SLIP Decking material 2 colour |

MATERIALS




MATERIALS






Configuration 1
LINENSTONE




SUPERSTRUCTURE
A-S-01 Off White



INFLATABLE TUBES
A-I-01 Off White



RUBBING STRAKE
A-RB-01 White



HANDRAILS
A-H-05 Black



STEERING WHEEL
A-SW-01 Black



SEAT UPHOLSTERY
A-SU-11 Oat



YACHT LOGO
EMBROIDERING
A-LE-02 Beige



SUPERSTRUCTURE
NON-SLIP INLAY
A-AD-04 Terra



NON-SLIP DECKING
A-AD-04 Terra
A-AD-02 Cream


Configuration 2
MOON




SUPERSTRUCTURE
A-S-02 Metal Grey



INFLATABLE TUBES
A-I-01 Off White



RUBBING STRAKE
A-RB-03 Black



HANDRAILS
A-H-05 Black



STEERING WHEEL
A-SW-01 Black



SEAT UPHOLSTERY
A-SU-12 Wheat



YACHT LOGO
EMBROIDERING
A-LE-01 White




SUPERSTRUCTURE
NON-SLIP INLAY
A-AD-02 Cream



NON-SLIP DECKING
A-AD-02 Cream
A-AD-08 Moonrock

Configuration 3
TWILIGHT



SUPERSTRUCTURE
A-S-C1 Carbon



INFLATABLE TUBES
A-I-02 Neptune Grey



RUBBING STRAKE
A-RB-02 Grey



HANDRAILS
A-H-02 Metal Grey



STEERING WHEEL
A-SW-01 Black



SEAT UPHOLSTERY
A-SU-13 Bark



YACHT LOGO
EMBROIDERING
A-LE-01 White




SUPERSTRUCTURE
NON-SLIP INLAY
A-AD-07 Cold White




NON-SLIP DECKING
A-AD-07 Cold White
A-AD-011 Black

Configuration 4
THE BIG BLUE




SUPERSTRUCTURE
A-S-04 Steel Blue



INFLATABLE TUBES
A-I-4 Dark Blue



RUBBING STRAKE
A-RB-01 White



HANDRAILS
A-H-05 Black




STEERING WHEEL
A-SW-01 Black



SEAT UPHOLSTERY
A-SU-22 Portobello



YACHT LOGO
EMBROIDERING
A-LE-01 White




SUPERSTRUCTURE
NON-SLIP INLAY
A-AD-04 Terra




NON-SLIP DECKING
A-AD-04 Terra
A-AD-02 Cream

Configuration 5
FOREST GREEN




SUPERSTRUCTURE
A-S-03 Olive Green



INFLATABLE TUBES
A-I-03 Army Green



RUBBING STRAKE
A-RB-01 White



HANDRAILS
A-H-02 Metal Grey



STEERING WHEEL
A-SW-01 Black



SEAT UPHOLSTERY
A-SU-14 Sage



YACHT LOGO
EMBROIDERING
A-LE-03 Grey



SUPERSTRUCTURE
NON-SLIP INLAY
A-AD-08 Moonrock



NON-SLIP DECKING
A-AD-08 Moonrock
A-AD-07 Cold White

AMITY by **Amare**
group



AMITY
330e



AMITY
395e



AMITY
430e

amaregroup.com