CNP

SJ 60Hz

Stainless Steel Multistage Deep-Well Submersible Pump

Nanfang Zhongjin Environment Co.,Ltd

CNP Headquarter
Address: Renhe Town, Hangzhou,China
Post code: 311107
Tel: +86 571 86397876, +86 571 86397827
Fax:+86 571 86397809
E-mail: info@nanfang-pump.com
http: //www.cnppump.com

E180101
Code1500045304
subject to amendments

CNP

Company Profile

Founded in 1991, Nanfang Pump Industry Co., Ltd. (hereinafter referred to as CNP) has been listed on the Shenzhen Stock Exchange on 9th December 2010; Stock name: CNP; Stock code: 300145.

As the first enterprise specializing in the research and large-scale production of stainless steel stamping welded centrifugal pump in China, CNP is currently the professional manufacturer with the highest volume of production and marketing in that industry. It ranks first in the country in terms of product scope, sales volume, and production quality. The company has set up a complete network of marketing services to meet the requirements of overseas markets as well as domestic needs. The products have seen a wide range of application in the area of pressurization, industry, living water, cycling of air-conditioning water, heat supply, fire extinguishing system, pumping of underground water, treatment of sewage and waste water, chemical industry and desalination of sea water etc.

CNP has now entered into the fast track of development and has taken a major step forward in forging China Strong Pump Enterprise and World's famous brand in the Pump Industry. In order to better meet the client's needs and requirements for expansion, it has set up a wide network of selling and service, as well as offices and service centers in major cities in China, which are aimed at providing timely and effective services for our clients. Meanwhile, our company has successfully penetrated into the world market by forging a good business relationship with more than 50 countries and regions in the Europe, Northern American, and Southeast Asia etc.

Content

General Data

Performance scope ---- 3
Product range ---- 3
Typical applications ---- 4
Operation conditions ---- 4
NEMA Motor ---- 4
Definition of model ---- 4
Curve conditions ---- 4
Performance curve ---- 4
Material ---- 5

Technical Data

SJ1,60Hz ---- 6
SJ3,60Hz ---- 8
SJ5,60Hz ---- 10
SJ8,60Hz ---- 12
SJ12,60Hz ---- 14
SJ17,60Hz ---- 16
SJ30,60Hz ---- 18
SJ42,60Hz ---- 20
SJ60,60Hz ---- 22
SJ75,60Hz ---- 24
SJ95,60Hz ---- 26
SJ120,60Hz ---- 28
SJ150,60Hz ---- 30
SJ200,60Hz ---- 32

Performance scope

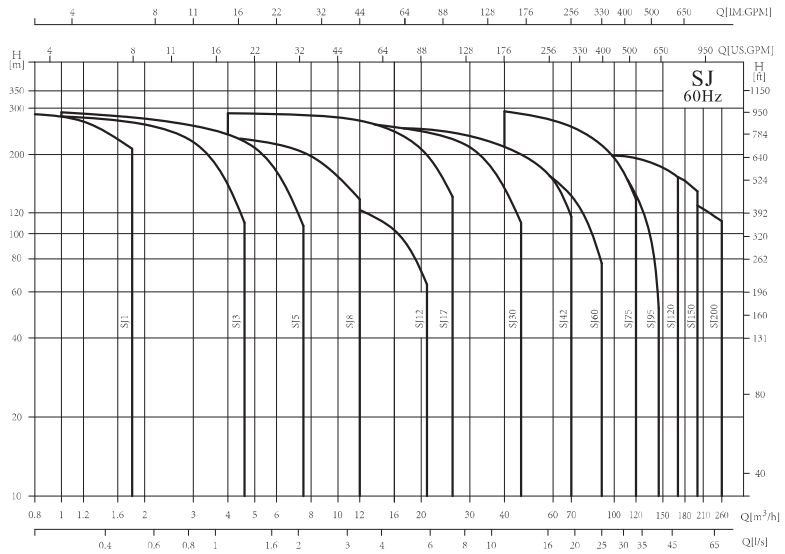

Product range

Description	SJ1	SJ3	SJ5	SJ8	SJ12	SJ17	SJ30	SJ42	SJ60	SJ75	SJ95	SJ120	SJ150	SJ200
60Hz														
Rated flow [m^3/h]	1	3	5	8	12	17	30	42	60	75	95	120	150	200
Rated flow [l/s]	0.28	0.83	1.39	2.22	3.33	4.72	8.33	11.7	16.7	20.8	26.4	33.3	41.6	55.6
Flow range [m^3/h]	0.2~1.8	0.6~4.6	1.0~7.5	2~12	4~21	4~26	8~46	10~70	10~90	40~120	50~145	70~170	90~200	120~260
Flow range [l/s]	0.06~0.5	0.17~1.3	0.28~2.1	0.56~3.3	1.1~5.8	1.1~7.2	2.2~12.8	2.8~19.4	2.8~25	11.1~33.3	13.9~40.3	19.4~47.2	25~55.5	33.3~72.2
Max pressure [bar]	30	29	28	22	13	27	28	26	24	30	27	21	18	15
Motor power [kW]	0.37~3	0.37~4	0.55~5.5	0.75~7.5	1.5~7.5	1.1~15	1.5~22	3~37	3~37	13~75	15~75	15~110	15~110	30~110
Max efficiency [%]	45	58	59	60	61	74	75	75	79	79	80	77	77	78
Pipe screw joint	Rp1 1/4	Rp1 1/4	Rp1 1/2	Rp2	Rp2	Rp2 1/2	Rp3	Rp3	Rp4	Rp5	Rp5	Rp6	Rp6	Rp6

General Data

Typical applications

- Circulation or boosting for clean water, demineralized water.
- Water supply, irrigating system.
- Lowering ground water level.
- Boosting.
- Other industrial applications.

Operation conditions

- Clean,thin,non-corrosive liquid without grain or fiber.
- Maximum liquid temperature: 25℃
- Maximum working pressure: 38bar
- pH:6.5～8.5
- Maximum diving depth:≤70m
- For the sake of pump running safely and reliably, user shall install the correct motor protector.

NEMA Motor

● 4” Motor Stainless steel(there is bronze flange or ss flange), oil-filled motor (transformer oil is standard configuration, but coolant oil which in accord with the standard of FDA is also available)
Single phase: 0.37kW ~ 2.2kW
Three phase: 0.37kW~7.5 kW
● 6” Motor Cast iron(Standard), Stainless steel(If required, need to specify)Three phase:4kW~37 kW
● 8” Motor Cast iron(Standard), Stainless steel(If required, need to specify)Three phase:5.5kW~110 kW

Definition of Model

SJ 17 — 15
- Stage
- Rated flow [m^3/h]
- Stainless Steel Multistage Deep-Well Submersible Pump

SJ 60 — 9 — 2
- Number of small impeller
- Stage
- Rated flow [m^3/h]
- Stainless Steel Multistage Deep-Well Submersible Pump

Curve conditions

- Curve tolerance in conformity to ISO9906:2012 Grade 3B.
- All curves are based on the measured values of 60Hz: constant motor speed 3440r/min or 3500r/min.
- All measurements are carried out with gas-free water of temperature 20℃. The curve is applicable to kinematical viscosity 1mm^2/s. In case density of the liquid conveyed by the pump is higher than that of water, it is necessary to use corresponding motor of higher output power.
- The bold part of the curve means the recommended performance scope.
- The performance curve includes loss caused by check valve etc.

Performance curve

- Q/H curve means flow and head under the rated speed.
- Power curve:P2 means input power of each stage.Curves are shown for complete(1/1) and reduced diameter (2/3) impellers.
- Efficiency curve: Eta means the stage efficiency of the pump.

Section drawing

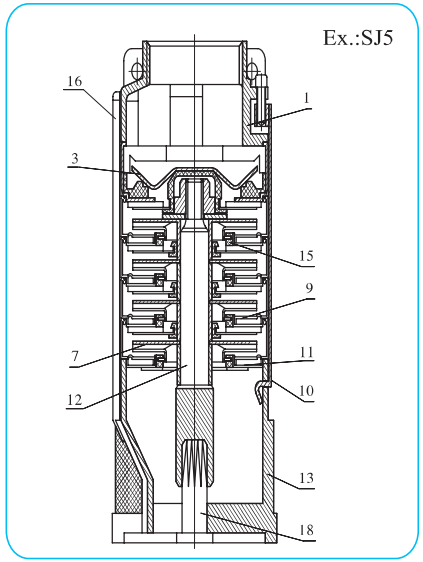

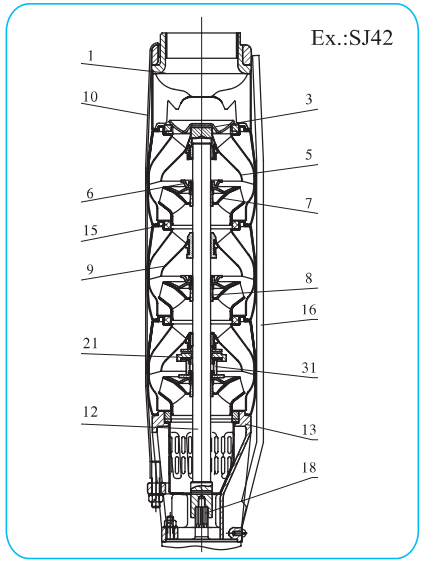

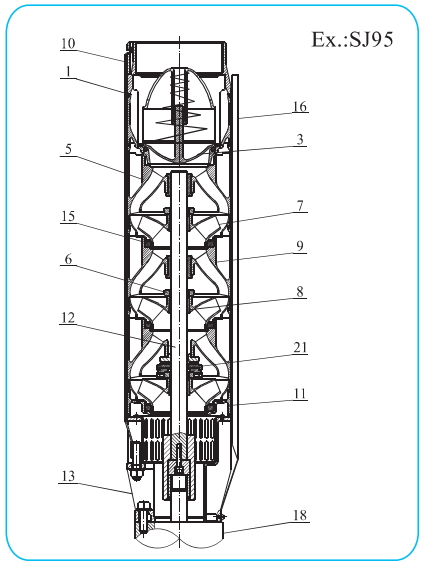

Material

NO.	Name	Material	AISI
1	Discharge head	SS304	AISI304
3	Valve cap	SS304	AISI304
5	Discharge diffuser	SS304	AISI304
6	Impeller nut	SS304	AISI304
7	Impeller	SS304	AISI304
8	Impeller cone	SS304	AISI304
9	Diffuser	SS304	AISI304
10	Straps	SS304	AISI304
11	Inducer	SS304	AISI304
12	Pump shaft	SS304/420/431	AISI304/420/431
13	Suction Interconnector	SS304	AISI304
15	Neck ring	PBT/NBR	
16	Cable guard	SS304	AISI304
18	Submersible motor		
21	Inlet spacer	Carbon	
31	Connecting sleeve	SS304	AISI304

Performance curve

ISO9906 Annex A 3440rpm

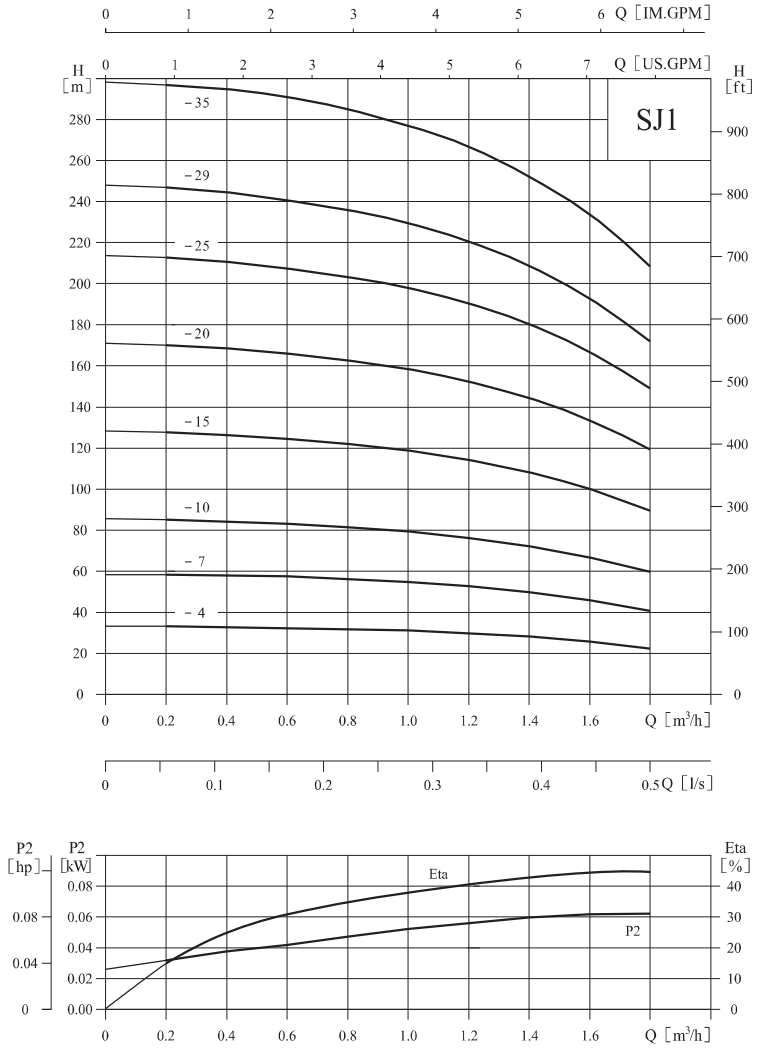

Performance table

Model	Driving motor (kW)	Driving motor (hp)	Q (m³/h)	0.2	0.4	0.6	0.8	1.0	1.2	1.4	1.6	1.8
SJ1-4	0.37	0.5	H (m)	33	32.5	32	31.5	31	29.5	28	25.5	22.5
SJ1-7	0.55	0.75		58.5	58	57.5	56	55	53	50	46	41
SJ1-10	0.75	1		85	84	83	81	79	75	71	66	59
SJ1-15	1.1	1.5		127	126	125	123	118	114	108	100	89
SJ1-20	1.5	2		170	168	166	163	158	152	144	133	119
SJ1-25	2.2	3		213	211	207	203	198	190	180	167	149
SJ1-29	2.2	3		247	244	241	236	230	221	209	193	172
SJ1-35	3.0	4		297	295	291	285	277	267	252	234	209

Installation sketch

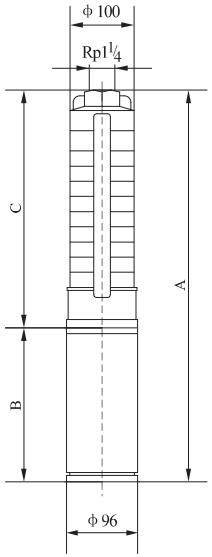

Size and weight

Model	Size(mm) A	Size(mm) B	Size(mm) C	Weight (kg)
SJ1-4	625	370	255	12
SJ1-7	698	380	318	14
SJ1-10	781	400	381	16
SJ1-15	926	440	486	18
SJ1-20	1061	470	591	22
SJ1-25	1206	510	696	27
SJ1-29	1290	510	780	28
SJ1-35	1526	620	906	30

Note: The size B is varied with the motors of different manufacturers.

Performance curve

ISO9906 Annex A 3440rpm

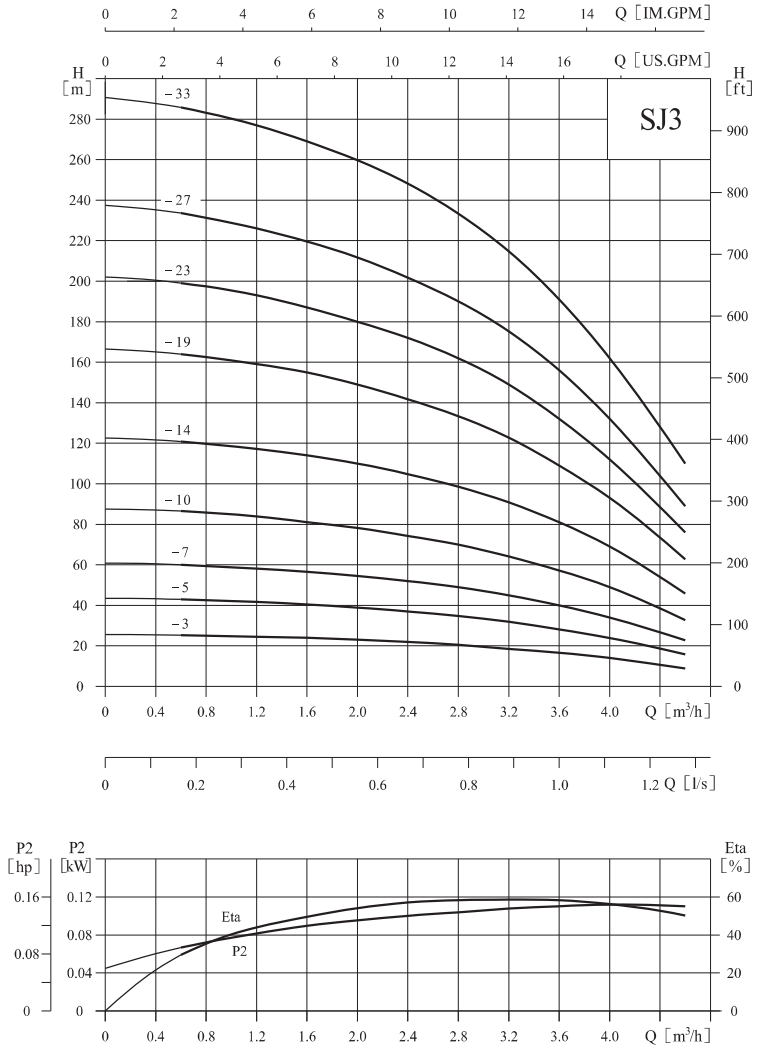

Performance table

Model	Driving motor (kW)	Driving motor (hp)	Q (m³/h)	0.6	1.2	1.6	2.0	2.4	3.0	3.6	4.0	4.6
SJ3-3	0.37	0.5	H (m)	25	24.5	24	23	22	20	16.5	14	9
SJ3-5	0.55	0.75		43	41.5	40.5	39	37	34	28	24	16
SJ3-7	0.75	1		60	58	56.5	54.5	52	47	40	34	23
SJ3-10	1.1	1.5		86	84	81	78	74	68	57	49	33
SJ3-14	1.5	2		121	117	114	110	105	95	81	69	46
SJ3-19	2.2	3		164	159	155	149	142	129	109	93	63
SJ3-23	3	4		199	193	187	180	172	156	132	112	76
SJ3-27	3	4		233	226	220	212	202	183	156	132	89
SJ3-33	4	5.5		286	277	269	260	248	223	191	162	110

Installation sketch

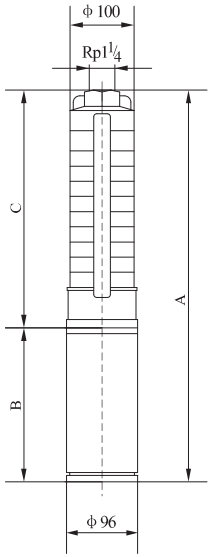

Size and weight

Model	Size(mm) A	Size(mm) B	Size(mm) C	Weight (kg)
SJ3-3	604	370	234	12
SJ3-5	656	380	276	13
SJ3-7	718	400	318	15
SJ3-10	821	440	381	17
SJ3-14	935	470	465	20
SJ3-19	1080	510	570	25
SJ3-23	1274	620	654	28
SJ3-27	1358	620	738	29
SJ3-33	1614	750	864	32

Note: The size B is varied with the motors of different manufacturers.

Performance curve

ISO9906 Annex A 3440rpm

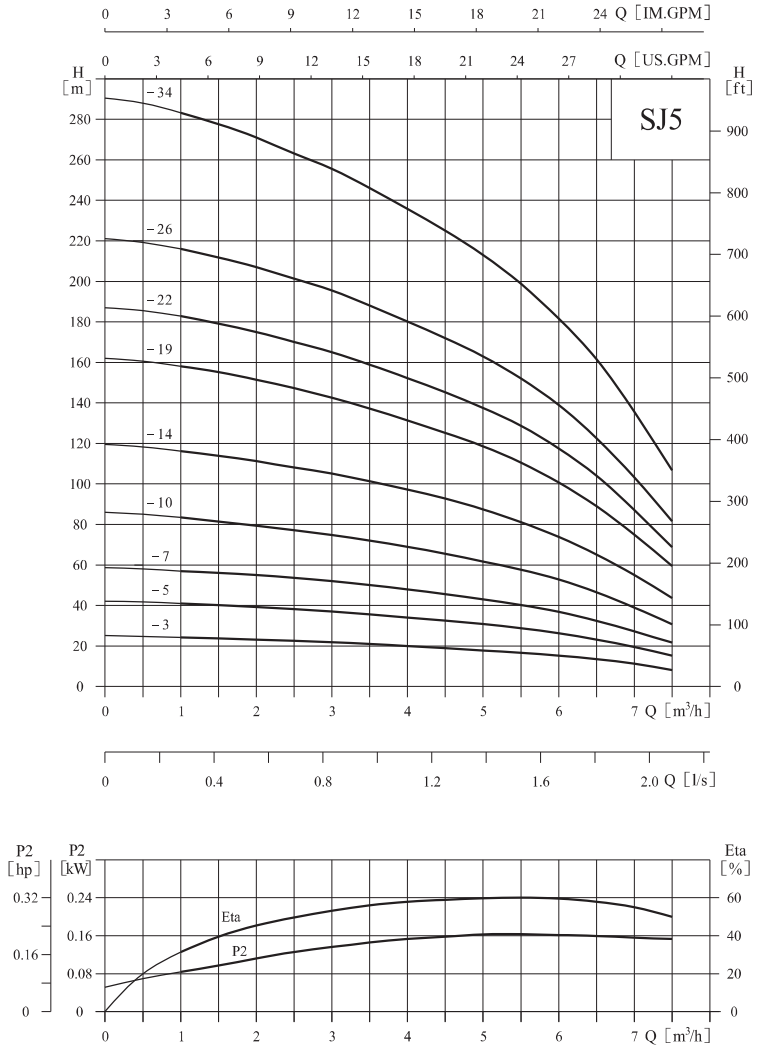

Performance table

Model	Driving motor (kW)	Driving motor (hp)	Q (m³/h)	1.0	2.0	3.0	3.5	4.0	4.5	5.0	5.5	6.0	7.0	7.5
SJ5-3	0.55	0.75	H (m)	24	23	22	21	20	19	18	17	15.5	11.5	8.5
SJ5-5	0.75	1		41	39	37	35.5	34	32.5	31	29	26.5	19.5	15.5
SJ5-7	1.1	1.5		57	55	52	50	48	46	43	40	37	27	22
SJ5-10	1.5	2		83	79	75	72	69	66	62	58	53	39	31
SJ5-14	2.2	3		116	111	105	101	97	93	88	82	74	55	44
SJ5-19	3	4		158	151	143	137	131	125	119	111	101	75	60
SJ5-22	4	5.5		183	175	165	159	152	145	138	129	117	87	69
SJ5-26	4	5.5		216	207	196	188	180	172	163	152	139	103	82
SJ5-34	5.5	7.5		282	271	256	246	235	225	213	199	182	135	107

Installation sketch

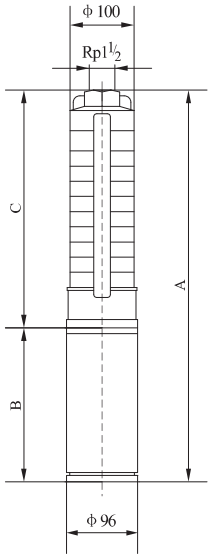

Size and weight

Model	Size(mm) A	Size(mm) B	Size(mm) C	Weight (kg)
SJ5-3	614	380	234	12
SJ5-5	676	400	276	14
SJ5-7	758	440	318	16
SJ5-10	851	470	381	19
SJ5-14	975	510	465	24
SJ5-19	1190	620	570	27
SJ5-22	1383	750	633	29
SJ5-26	1467	750	717	30
SJ5-34	1725	840	885	35

Note: The size B is varied with the motors of different manufacturers.

Performance curve

ISO9906 Annex A 3440rpm

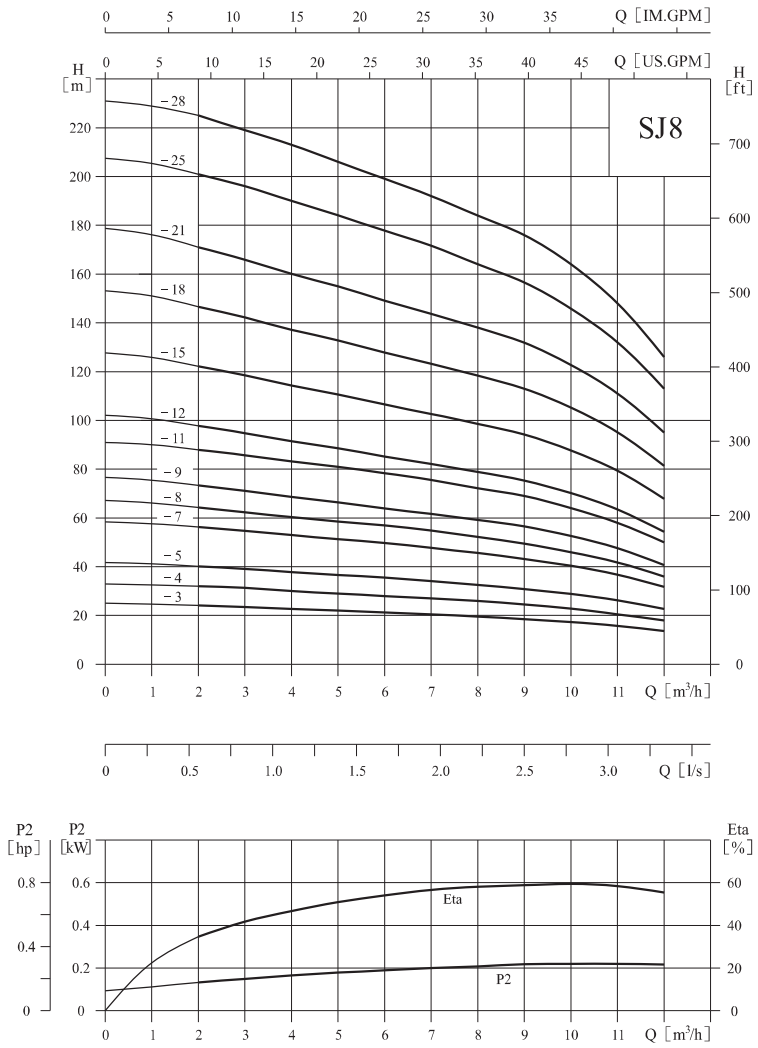

Performance table

Model	Driving motor (kW)	Driving motor (hp)	Q (m³/h)	2	3	4	5	6	7	8	9	10	11	12
SJ8-3	1.1	1.5	H (m)	24	23.5	22.5	22	21	20.5	19.5	18.5	17	15.5	13.5
SJ8-4	1.1	1.5		32	31.5	30	29	28	27	26	24.5	23	20.5	18
SJ8-5	1.5	2		40	39	38	36.5	35.5	34	32.5	31	29	26	22.5
SJ8-7	2.2	3		56	55	53	51	50	48	46	43	40	37	32
SJ8-8	2.2	3		64	62	60	58	57	55	52	49	46	42	36
SJ8-9	3	4		72	70	68	66	64	62	59	56	53	48	41
SJ8-11	3	4		88	86	83	81	79	76	72	69	64	58	50
SJ8-12	4	5.5		97	94	91	89	86	83	79	75	70	63	54
SJ8-15	4	5.5		121	118	114	111	107	103	98	94	88	79	68
SJ8-18	5.5	7.5		147	142	137	133	128	124	118	113	105	95	81
SJ8-21	5.5	7.5		171	166	160	155	149	144	138	132	123	111	95
SJ8-25	7.5	10		201	196	190	184	177	172	164	157	146	132	113
SJ8-28	7.5	10		225	219	213	206	199	192	184	176	164	148	126

Installation sketch

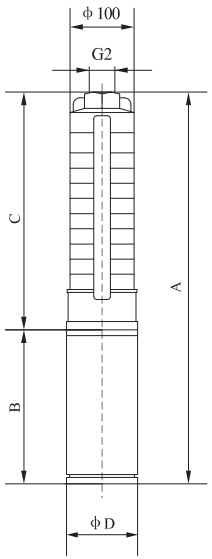

Size and weight

Model	Size(mm)(Coupled to 4'/6' motor) A	B	C	ϕ D	Weight (kg)
SJ8-3	809	440	369	96	17
SJ8-4	851	440	411	96	18
SJ8-5	923	470	453	96	22
SJ8-7	1047	510	537	96	25
SJ8-8	1089	510	579	96	26
SJ8-9	1241	620	621	96	28
SJ8-11	1325	620	705	96	29
SJ8-12	1497	750	747	96/143	31/37
SJ8-15	1623	750	873	96/143	32/38
SJ8-18	1839	840	999	96/143	37/45
SJ8-21	1965	840	1125	96/143	39/47
SJ8-25	2213	920	1293	96/143	46/57
SJ8-28	2339	920	1419	96/143	47/58

Note: The size B is varied with the motors of different manufacturers.

Performance curve

ISO9906 Annex A 3440rpm

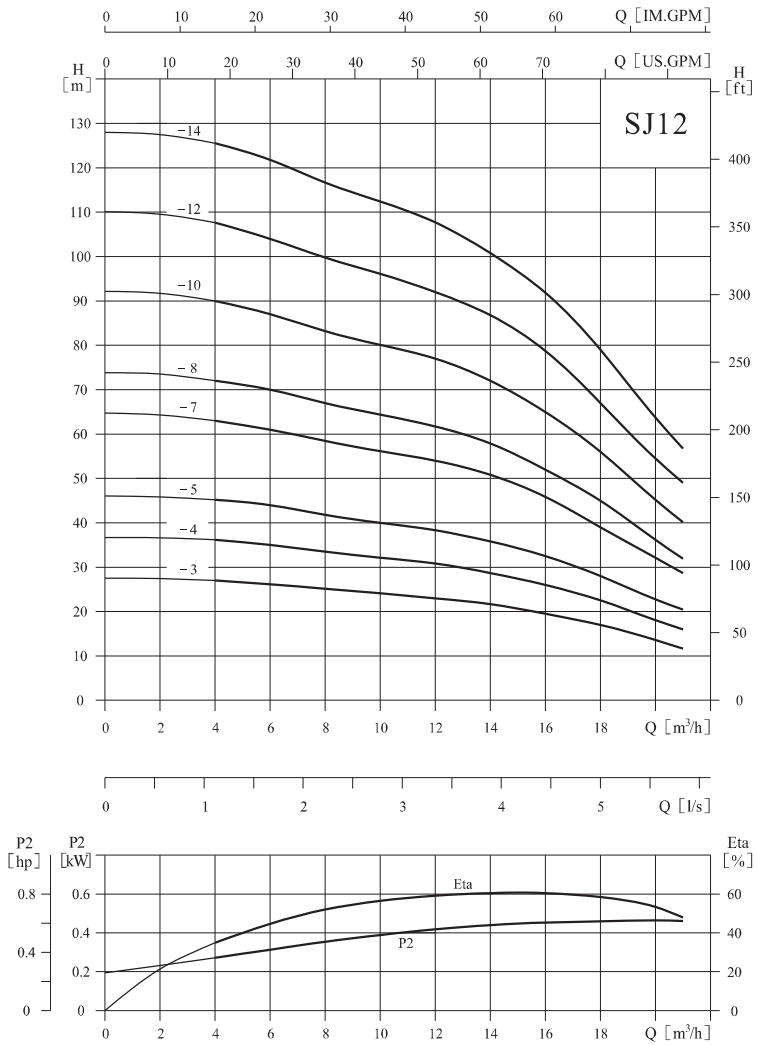

Performance table

Model	Driving motor (kW)	Driving motor (hp)	Q (m³/h)	4	6	8	10	12	14	16	18	20	21
SJ12-3	2.2	3	H (m)	27	26	25	24	23	22	19.5	17	13.5	12
SJ12-4	2.2	3		36	35	33	32	31	29	26	22.5	18	16.5
SJ12-5	3	4		45	44	41.5	40	38.5	36	32.5	28	22.5	21
SJ12-7	4	5.5		63	61	58	56	54	51	46	39	32	28
SJ12-8	5.5	7.5		72	70	66	64	62	58	52	45	36	32
SJ12-10	5.5	7.5		90	87	83	80	77	72	65	56	45	40
SJ12-12	7.5	10		108	104	99	96	92	87	79	67	54	49
SJ12-14	7.5	10		126	122	116	112	108	101	92	79	63	57

Installation sketch

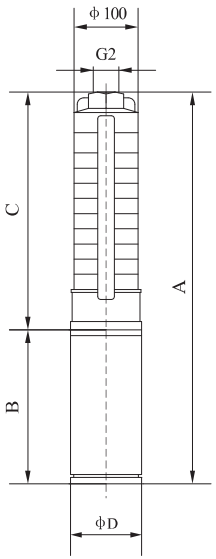

Size and weight

Model	Size(mm)(Coupled to 4'/6' motor) A	B	C	ϕD	Weight (kg)
SJ12-3	915	510	405	96	24
SJ12-4	980	510	470	96	25
SJ12-5	1155	620	535	96	28
SJ12-7	1415	750	665	96/143	29/35
SJ12-8	1570	840	730	96/143	35/43
SJ12-10	1700	840	860	96/143	36/44
SJ12-12	1910	920	990	96/143	42/53
SJ12-14	2040	920	1120	96/143	43/54

Note: The size B is varied with the motors of different manufacturers.

Performance curve

ISO9906 Annex A 3440rpm

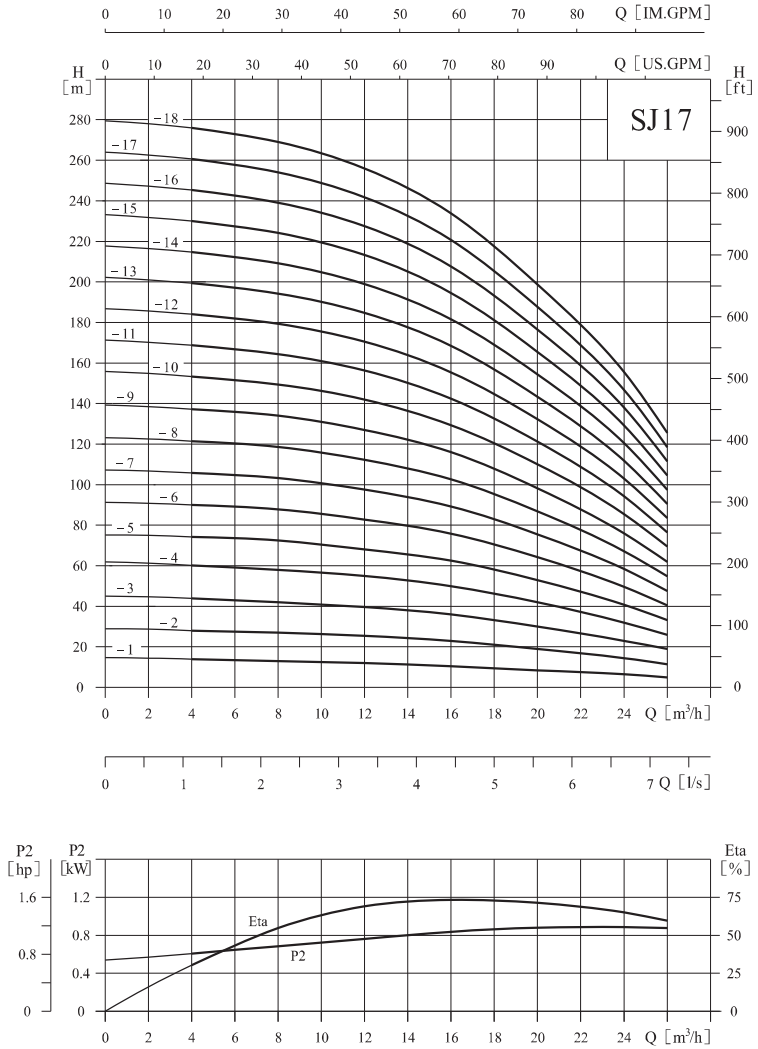

Performance table

Model	Driving motor (kW)	Driving motor (hp)	Q (m³/h)	4	8	12	16	17	20	24	26
SJ17-1	1.1	1.5	H (m)	14	13	12	10.5	10	8.5	6.5	5
SJ17-2	2.2	3		28	27	25.5	23	22	19	14.5	11.5
SJ17-3	3.0	4		44	42	40	36	35	30	23	19
SJ17-4	4.0	5.5		60	58	55	50	48	42	32	26
SJ17-5	5.5	7.5		75	73	69	63	61	53	41	33
SJ17-6	7.5	10		90	88	83	76	74	64	50	40
SJ17-7	7.5	10		106	103	98	89	87	75	59	48
SJ17-8	9.2	12.5		121	119	113	102	100	86	68	55
SJ17-9	9.2	12.5		137	134	127	116	112	97	77	62
SJ17-10	11	15		153	149	142	129	125	108	86	69
SJ17-11	11	15		168	164	156	143	138	119	95	76
SJ17-12	13	17.5		183	179	171	156	151	131	104	84
SJ17-13	13	17.5		199	194	185	170	164	142	113	91
SJ17-14	15	20		214	209	199	183	177	153	121	98
SJ17-15	15	20		229	224	214	196	189	164	130	105
SJ17-16	18.5	25		244	239	228	209	202	175	139	112
SJ17-17	18.5	25		260	254	242	222	214	186	147	119
SJ17-18	18.5	25		275	269	256	235	227	197	156	126

Installation sketch

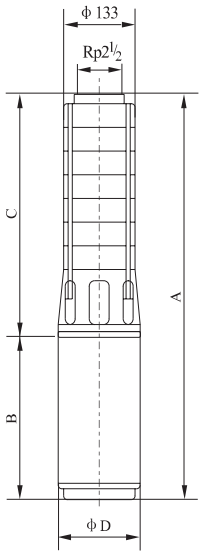

Size and weight

Model	Size(mm)(Coupled to 4'/6' motor) A	B	C	ϕ D	Weight (kg)
SJ17-1	767	440	327	96	20
SJ17-2	898	510	388	96	27
SJ17-3	1068	620	448	96	30
SJ17-4	1259	750	509	96/143	33/39
SJ17-5	1409	840	569	96/143	37/45
SJ17-6	1550	920	630	96/143	43/54
SJ17-7	1610	920	690	96/143	44/55
SJ17-8	1621	870	751	143	62
SJ17-9	1681	870	811	143	63
SJ17-10	1808	920	888	143	77
SJ17-11	1868	920	948	143	78
SJ17-12	1989	980	1009	143	87
SJ17-13	2049	980	1069	143	88
SJ17-14	2160	1030	1130	143	95
SJ17-15	2230	1030	1190	143	96
SJ17-16	2341	1090	1251	143	104
SJ17-17	2401	1090	1311	143	105
SJ17-18	2462	1090	1372	143	106

Note: The size B is varied with the motors of different manufacturers.

Performance curve

ISO9906 Annex A 3440rpm

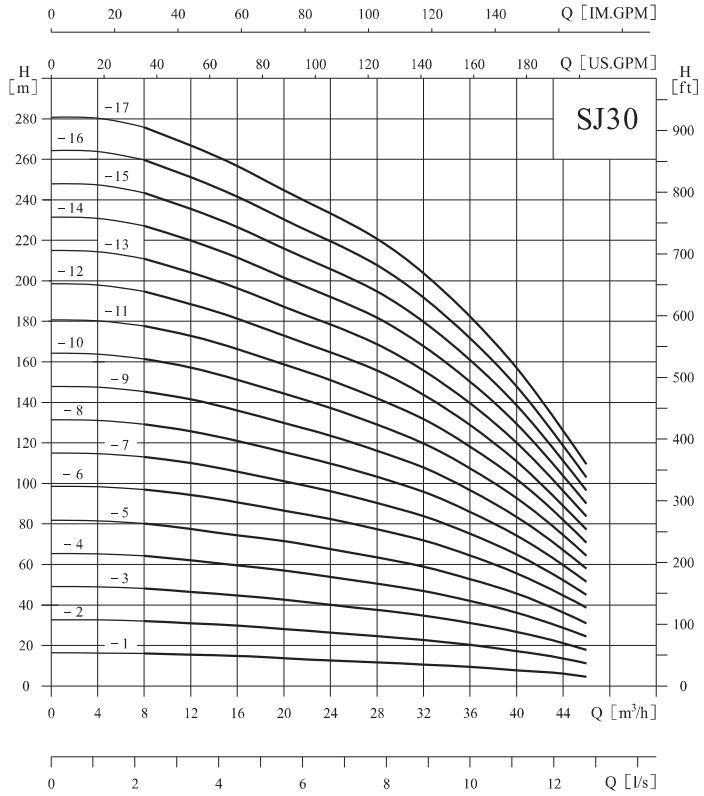

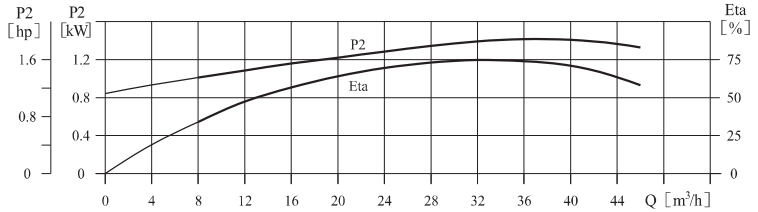

Performance table

Model	Driving motor (kW)	Driving motor (hp)	Q (m³/h)	8	12	16	20	24	28	30	32	36	40	44	46
SJ30-1	1.5	2	H (m)	16	15.5	15	13.5	13	12	11	10.5	9.5	7.5	6	4.5
SJ30-2	3.0	4		32	31	29	27	26	24.5	23.5	23	20.5	17	13	11.5
SJ30-3	5.5	7.5		48	46	45	42	39	37	36	34	31	26.5	21	17.5
SJ30-4	7.5	10		64	62	60	57	53	50	49	47	42	36	29	25
SJ30-5	7.5	10		81	77	74	72	67	64	62	59	53	46	36	31
SJ30-6	9.2	12.5		97	94	90	86	82	78	75	72	64	55	45	39
SJ30-7	11	15		113	110	105	100	96	90	88	84	75	65	52	45
SJ30-8	13	17.5		129	125	120	114	109	103	100	96	86	74	60	52
SJ30-9	15	20		145	141	135	129	123	116	113	108	96	83	67	58
SJ30-10	15	20		162	157	150	143	137	129	125	120	107	92	74	65
SJ30-11	18.5	25		178	173	166	158	151	142	138	132	118	102	82	71
SJ30-12	18.5	25		195	188	181	172	164	156	150	144	128	111	89	77
SJ30-13	22	30		211	203	196	187	178	169	163	156	139	120	97	84
SJ30-14	22	30		227	219	211	201	192	182	175	168	150	129	104	90
SJ30-15	25	34		244	235	226	215	206	195	188	180	161	138	112	97
SJ30-16	25	34		260	250	241	230	219	208	200	192	171	148	119	103
SJ30-17	25	34		276	266	256	244	233	221	213	204	182	157	126	110

Installation sketch

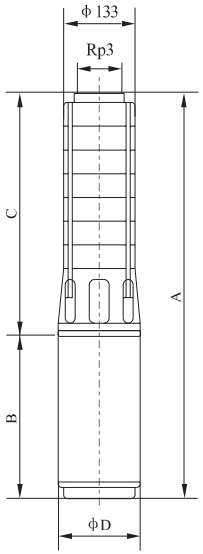

Size and weight

Model	Size(mm)(Coupled to 4'/6' motor) A	B	C	ϕD	Weight (kg)
SJ30-1	832	470	362	96	22
SJ30-2	1078	620	458	96	29
SJ30-3	1394	840	554	96/143	37/45
SJ30-4	1570	920	650	96/143	44/55
SJ30-5	1666	920	746	96/143	45/56
SJ30-6	1728	870	858	143	69
SJ30-7	1874	920	954	143	77
SJ30-8	2030	980	1050	143	86
SJ30-9	2176	1030	1146	143	93
SJ30-10	2272	1030	1242	143	95
SJ30-11	2428	1090	1338	143	103
SJ30-12	2524	1090	1434	143	105
SJ30-13	2690	1160	1530	143	121
SJ30-14	2786	1160	1626	143	123
SJ30-15	2952	1230	1722	143	135
SJ30-16	3048	1230	1818	143	137
SJ30-17	2144	1230	1914	143	139

Note: The size B is varied with the motors of different manufacturers.

Performance curve

ISO9906 Annex A 3440rpm

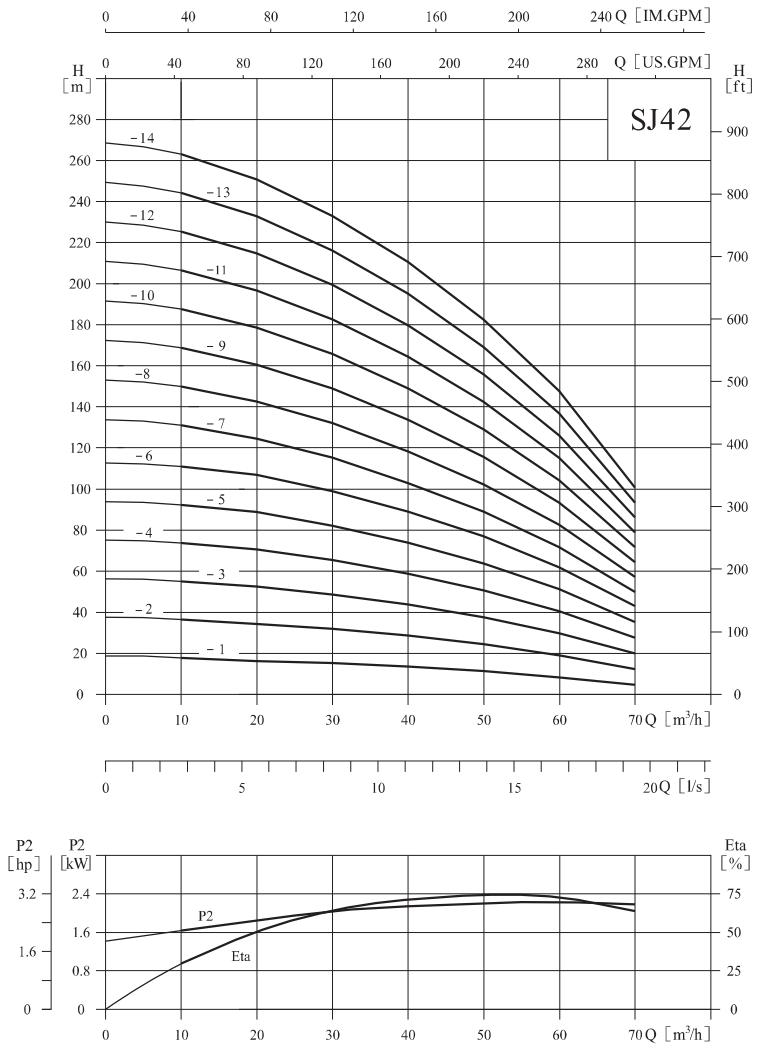

Performance table

Model	Driving motor (kW)	Driving motor (hp)	Q (m³/h)	10	20	30	40	42	50	60	70
SJ42-1	3.0	4	H (m)	17	16.5	15	13.5	13	11.5	8.5	5
SJ42-2	5.5	7.5		36	34	31.5	28.5	28	24.5	19	12.5
SJ42-3	9.2	12.5		55	52.5	48	44	43	38	30	20
SJ42-4	11	15		74	70	65	58	57	51	40	27
SJ42-5	13	17.5		93	88	82	73	72	64	51	35
SJ42-6	18.5	25		111	107	99	89	87	77	62	43
SJ42-7	18.5	25		131	125	116	105	102	91	73	50
SJ42-8	22	30		150	143	133	120	117	104	84	56
SJ42-9	25	34		168	161	149	135	131	117	94	64
SJ42-10	30	40		187	179	166	150	146	131	105	72
SJ42-11	30	40		206	197	182	165	161	144	116	79
SJ42-12	37	50		225	215	199	180	176	157	126	87
SJ42-13	37	50		244	233	216	196	191	170	137	94
SJ42-14	37	50		263	251	233	211	206	183	148	101

Installation sketch

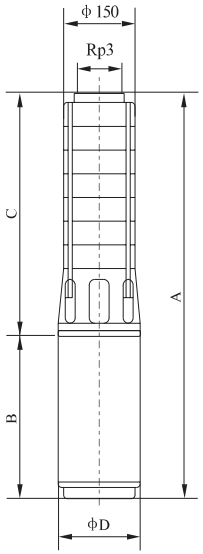

Size and weight

Model	Size(mm)(Coupled to 4'/6' motor) A	B	C	ϕD	Weight (kg)
SJ42-1	998	620	378	96	31
SJ42-2	1331	840	491	96/143	38/46
SJ42-3	1474	870	604	143	67
SJ42-4	1653	920	733	143	75
SJ42-5	1826	980	846	143	83
SJ42-6	2049	1090	959	143	98
SJ42-7	2162	1090	1072	143	100
SJ42-8	2345	1160	1185	143	117
SJ42-9	2528	1230	1298	143	125
SJ42-10	2741	1330	1411	143	141
SJ42-11	2854	1330	1524	143	143
SJ42-12	3207	1570	1637	143	173
SJ42-13	3320	1570	1750	143	175
SJ42-14	3433	1570	1863	143	177

Note: The size B is varied with the motors of different manufacturers.

Performance curve

ISO9906 Annex A 3440rpm

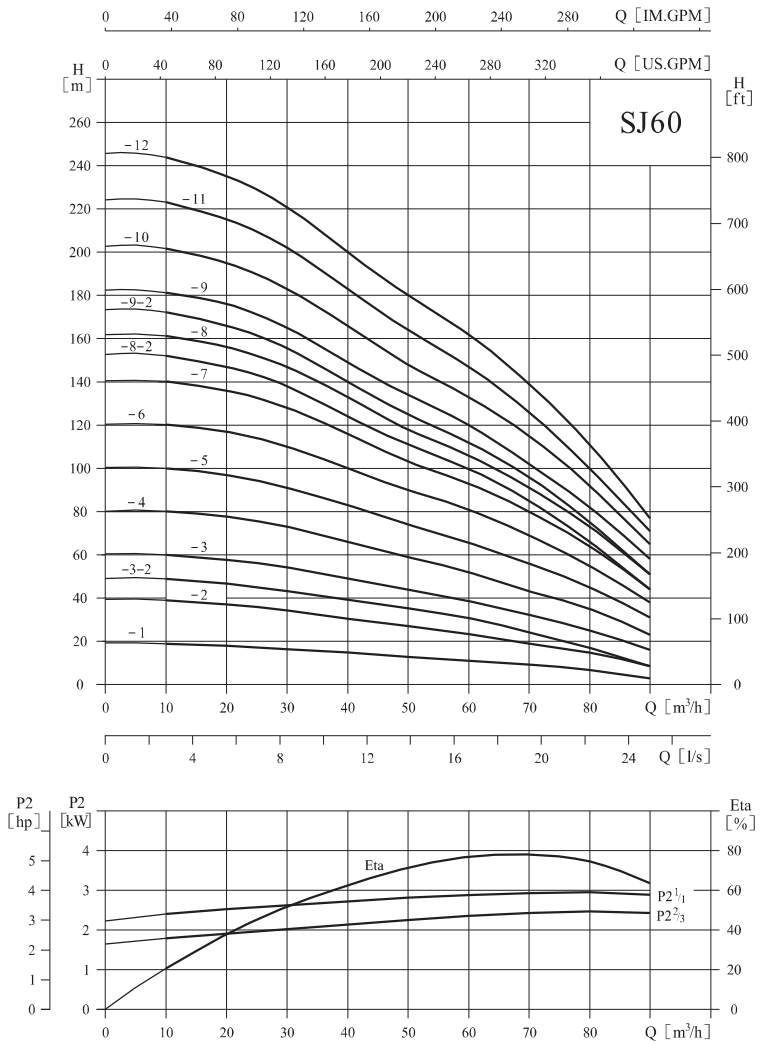

Performance table

Model	Driving motor (kW)	Driving motor (hp)	Q (m³/h)	10	20	30	40	50	60	70	80	90
SJ60-1	4	5.5	H (m)	19	18	16.5	15	12.5	11	9.5	7	3
SJ60-2	7.5	10		39	37	34	30	27	23.5	19	15	8.5
SJ60-3-2	7.5	10		49	47	43	39	35	31	24	17	8.5
SJ60-3	9.2	12.5		60	58	54	49	44	39	32	25	16
SJ60-4	13	17.5		80	78	73	66	59	52	43	35	23
SJ60-5	15	20		100	97	91	83	74	66	56	45	31
SJ60-6	18.5	25		120	117	110	100	90	81	69	55	38
SJ60-7	22	30		140	136	128	116	103	93	80	64	44
SJ60-8-2	22	30		152	147	138	124	111	100	85	66	44
SJ60-8	25	34		161	156	147	133	118	106	91	73	51
SJ60-9-2	25	34		172	166	156	140	125	112	96	75	51
SJ60-9	30	40		181	176	165	149	134	120	102	82	58
SJ60-10	30	40		202	195	183	166	149	133	115	92	65
SJ60-11	37	50		223	215	202	183	164	147	126	100	71
SJ60-12	37	50		244	235	221	200	180	162	139	111	77

Installation sketch

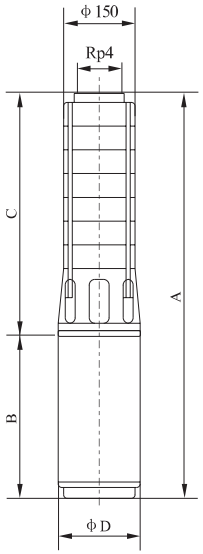

Size and weight

Model	Size(mm)(Coupled to 4'/6' motor) A	B	C	ϕ D	Weight (kg)
SJ60-1	1108	750	358	96/143	36/44
SJ60-2	1381	920	471	96/143	44/62
SJ60-3-2	1404	920	584	96/143	45/63
SJ60-3	1480	870	610	143	67
SJ60-4	1703	980	723	143	81
SJ60-5	1866	1030	836	143	89
SJ60-6	2039	1090	949	143	98
SJ60-7	2222	1160	1062	143	114
SJ60-8-2	2335	1160	1175	143	116
SJ60-8	2405	1230	1175	143	128
SJ60-9-2	2518	1230	1288	143	130
SJ60-9	2618	1330	1288	143	144
SJ60-10	2787	1330	1401	143	146
SJ60-11	3084	1570	1514	143	171
SJ60-12	3197	1570	1627	143	173

Note: The size B is varied with the motors of different manufacturers.

Performance curve

ISO9906 Annex A 3500rpm

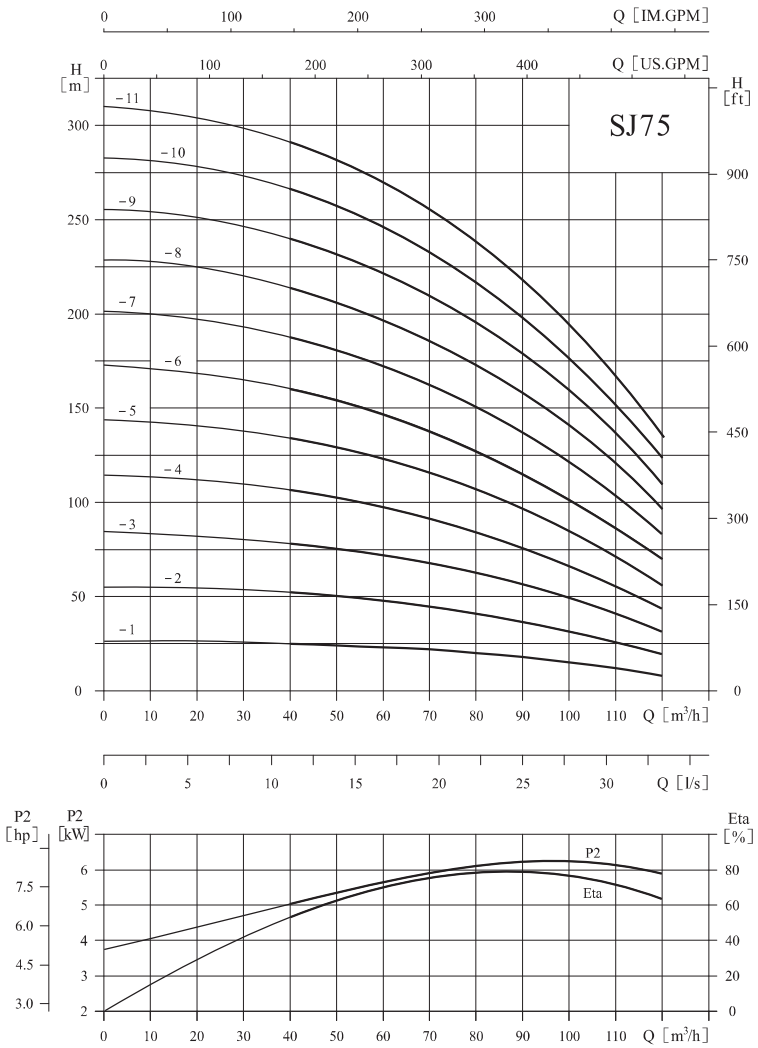

Performance table

Model	Driving motor (kW)	Driving motor (hp)	Q (m³/h)	40	50	60	70	75	80	90	100	110	120
SJ75-1	7.5	10	H (m)	25	24	23	22	21	20	18	15	12	8
SJ75-2	13	17.5		52	50	47	44	42.5	40.5	36.5	32	26.5	19.5
SJ75-3	22	30		78.5	75.5	71.5	67	65	62	56	49	41	31.5
SJ75-4	30	40		107	103	98	91	88	84	77	68	57	44
SJ75-5	37	50		134	129	122	114	110	106	96	84	72	57
SJ75-6	45	60		160	154	146	137	132	126	115	102	87	70
SJ75-7	45	60		188	181	173	161	155	149	136	121	104	83
SJ75-8	55	75		214	207	197	184	178	171	156	140	121	97
SJ75-9	63	85		240	232	221	208	201	194	177	158	136	110
SJ75-10	75	100		267	258	247	232	224	217	198	177	152	123
SJ75-11	75	100		292	283	270	255	246	238	217	194	168	135

Installation sketch

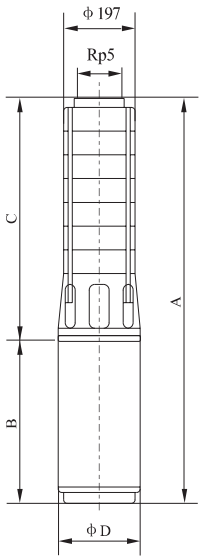

Size and weight

Model	Size(mm)(Coupled to 6'/8' motor) A	B	C	ϕ D	Weight (kg)
SJ75-1	1298/1285	810/780	488/505	143/184	70/79
SJ75-2	1594/1491	980/860	614/631	143/184	94/123
SJ75-3	1900/1697	1160/940	740/757	143/184	126/162
SJ75-4	2196/1933	1330/1050	866/883	143/184	156/195
SJ75-5	2562/2159	1570/1150	992/1009	143/184	184/212
SJ75-6	2375	1240	1135	184	229
SJ75-7	2501	1240	1261	184	235
SJ75-8	2757	1370	1387	184	253
SJ75-9	3003	1490	1513	192	272
SJ75-10	3179	1540	1639	192	298
SJ75-11	3305	1540	1765	192	304

Note: The size B is varied with the motors of different manufacturers.

Performance curve

ISO9906 Annex A 3500rpm

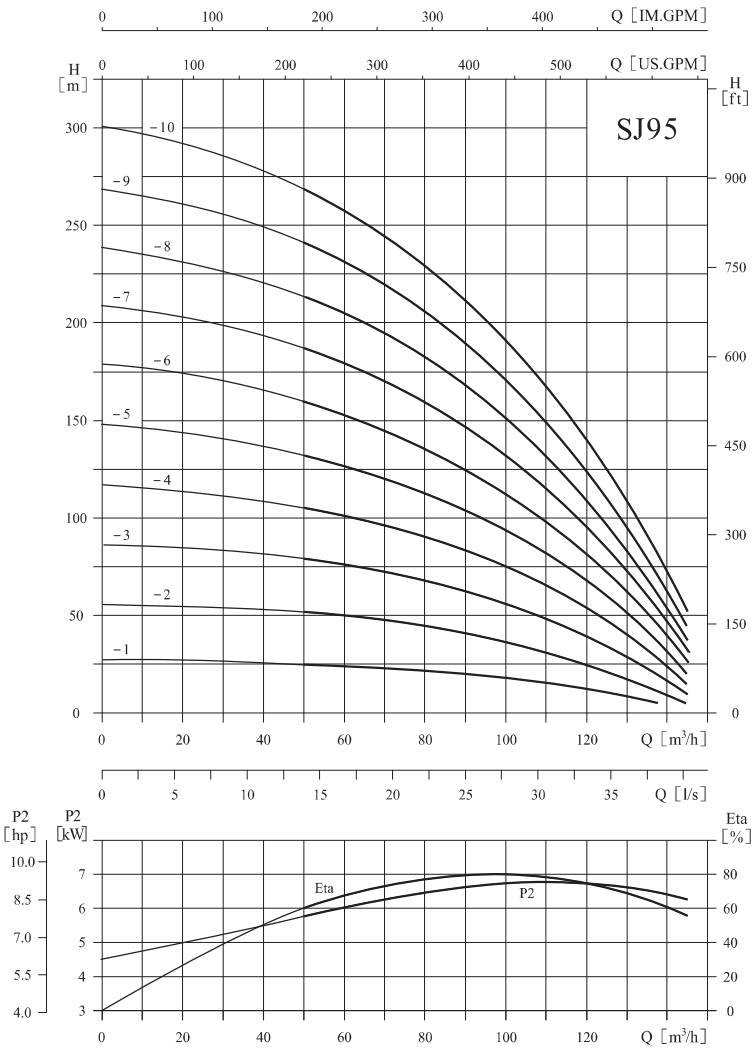

Performance table

Model	Driving motor (kW)	Driving motor (hp)	Q (m³/h)	50	60	70	80	90	95	100	110	120	130	145
SJ95-1	7.5	10	H (m)	25	24	23	21.5	20	18.5	17	15	12	8.5	—
SJ95-2	15	20		52	50.5	48	44.5	40.5	38	36	31	25.5	19.5	5
SJ95-3	22	30		78.5	75.5	72	67	62	59	55.5	47.5	39	30	9
SJ95-4	30	40		105	102	96	90	83	79	75	65	53	41	15
SJ95-5	37	50		133	127	121	113	104	99	94	81	67	51	20
SJ95-6	45	60		160	153	145	136	125	119	113	98	82	63	26
SJ95-7	55	75		187	179	170	173	146	140	132	116	96	73	32
SJ95-8	63	85		214	205	194	182	167	159	151	132	110	84	37
SJ95-9	63	85		242	232	219	204	188	180	171	150	125	95	45
SJ95-10	75	100		269	258	244	228	210	201	191	168	140	107	52

Installation sketch

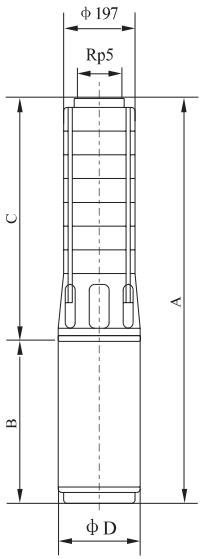

Size and weight

Model	Size(mm)(Coupled to 6'/8' motor) A	B	C	ϕ D	Weight (kg)
SJ95-1	1298/1285	810/780	488/505	143/184	71/80
SJ95-2	1644/1491	1030/860	614/631	143/184	101/124
SJ95-3	1900/1697	1160/940	740/757	143/184	127/163
SJ95-4	2196/1933	1330/1050	866/883	143/184	158/196
SJ95-5	2562/2159	1570/1150	992/1009	143/184	186/214
SJ95-6	2375	1240	1135	184	232
SJ95-7	2631	1370	1261	184	250
SJ95-8	2877	1490	1387	192	270
SJ95-9	3003	1490	1513	192	276
SJ95-10	3179	1540	1639	192	302

Note: The size B is varied with the motors of different manufacturers.

Performance curve

ISO9906 Annex A 3500rpm

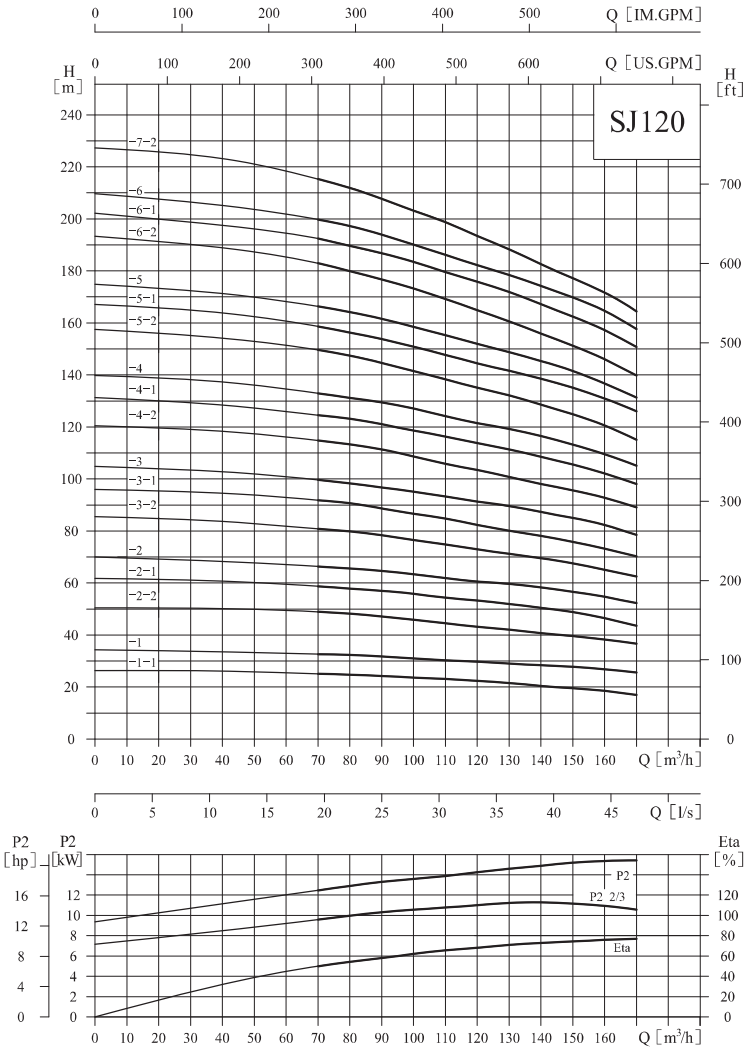

Performance table

Model	Driving motor (kW)	Driving motor (hp)	Q (m³/h)	70	80	90	100	110	120	130	140	150	160	170
SJ120-1-1	15	20	H (m)	25	24.5	24	23.5	23	22	21.5	20.5	19.5	18.5	16.5
SJ120-1	18.5	25		32.5	32	31.5	31	30	29.5	29	28	27.5	26.5	25.5
SJ120-2-2	25	34		48.5	48	47	45.5	44.5	43	42	40.5	39.5	38	36.5
SJ120-2-1	30	40		58.5	57.5	57	55.5	54	53	51.5	50.5	48.9	46.5	43.5
SJ120-2	37	50		66	65.5	64.5	63	61.5	60.5	59.5	58	56.5	54.5	52
SJ120-3-2	45	60		80.5	79.5	78	76.5	74.5	73	71	69.5	67.5	65	62.5
SJ120-3-1	45	60		91.5	90.5	88.5	86.5	84.5	82	80	78	75.5	73	70
SJ120-3	55	75		99.5	98	96.5	95	93	91	89.5	87	85	82	78.5
SJ120-4-2	63	85		114.5	113	111	108.5	105.5	103	100.5	98	95.5	92.5	89
SJ120-4-1	63	85		124.5	123	121	118.5	116	113.5	111	108.5	105.5	102	98
SJ120-4	75	100		132.5	131	129	127	124	121.5	119	116.5	113	109.5	105
SJ120-5-2	75	100		149.5	147	144.5	141.5	138	135	132	128.5	124.5	120.5	115
SJ120-5-1	90	120		158.5	156	153	150.5	147.5	144.5	141.5	138.5	135	131	126
SJ120-5	90	120		166	164	161.5	158.5	155	152	148.5	145	141.5	136.5	131
SJ120-6-2	90	120		182.5	179.5	176.5	173	169	164.5	160.5	156	151	146	139.5
SJ120-6-1	110	150		192.5	189.5	186.5	183.5	179.5	175.5	171.5	167	162	157	150.5
SJ120-6	110	150		199.5	197	193.5	190	186	182	178	174	169.5	164.5	159.5
SJ120-7-2	110	150		215	211.5	207.5	203	198.5	193.5	188	182.5	177	171.5	164

Installation sketch

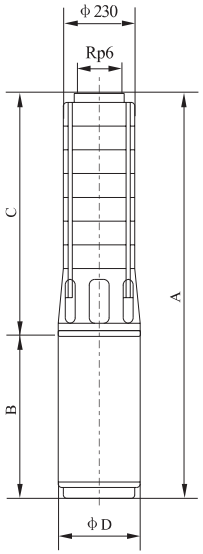

Size and weight

Model	Size(mm)(Coupled to 6'/8/10' motor) A	B	C	ϕ D	Weight (kg)
SJ120-1-1	1561/1420/--	1030/860/--	531/560/--	144/184/--	103/127/--
SJ120-1	1621/1450/--	1090/890/--	531/560/--	144/184/--	110/132/--
SJ120-2-2	1921/1710/--	1230/990/--	691/720/--	144/184/--	134/165/--
SJ120-2-1	2021/1770/1842	1330/1050/1122	691/720/720	144/184/236	140/179/219
SJ120-2	2261/1870/1882	1570/1150/1162	691/720/720	144/184/236	149/193/237
SJ120-3-2	--/2120/2072	--/1240/1192	--/880/880	--/184/236	--/216/265
SJ120-3-1	--/2120/2072	--/1240/1192	--/880/880	--/184/236	--/216/265
SJ120-3	--/2250/2152	--/1370/1272	--/880/880	--/184/236	--/232/298
SJ120-4-2	--/2530/2372	--/1490/1332	--/1040/1040	--/184/236	--/272/325
SJ120-4-1	--/2530/2372	--/1490/1332	--/1040/1040	--/184/236	--/272/325
SJ120-4	--/2580/2462	--/1540/1422	--/1040/1040	--/184/236	--/282/363
SJ120-5-2	--/2740/2622	--/1540/1422	--/1200/1200	--/184/236	--/290/371
SJ120-5-1	--/2844/2751	--/1644/1531	--/1200/1200	--/184/236	--/310/384
SJ120-5	--/2844/2751	--/1644/1531	--/1200/1200	--/184/236	--/318/384
SJ120-6-2	--/3004/2891	--/1644/1531	--/1360/1360	--/184/236	--/318/392
SJ120-6-1	--/3124/3001	--/1764/1641	--/1360/1360	--/184/236	--/344/429
SJ120-6	--/3124/3001	--/1764/1641	--/1360/1360	--/192/236	--/344/429
SJ120-7-2	--/3284/3161	--/1764/1641	--/1520/1520	--/192/236	--/352/437

Note: The size B is varied with the motors of different manufacturers.

Performance curve

ISO9906 Annex A 3500rpm

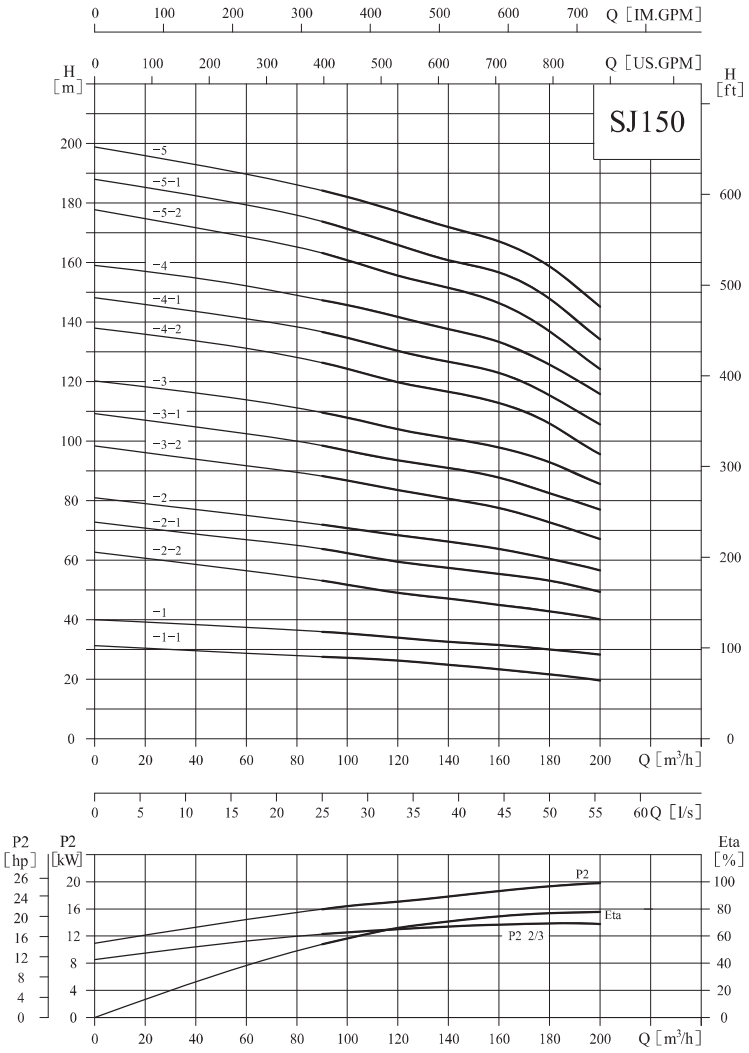

Performance table

Model	Driving motor (kW)	Driving motor (hp)	Q (m³/h)	90	100	120	140	150	160	180	200
SJ150-1-1	15	20	H (m)	27.5	27	26	24.5	24	23	21.5	19.5
SJ150-1	22	30		36	35	33.5	32.5	32	31.5	30	28
SJ150-2-2	30	40		53	51.5	49	47	46	45	42.5	40
SJ150-2-1	37	50		63.5	62	59.5	57	56	55	53	49
SJ150-2	45	60		71.5	70.5	68	66	65	63.5	60	56.5
SJ150-3-2	55	75		88	86.5	83.5	80.5	79	77.5	72.5	67
SJ150-3-1	63	85		98.5	96.5	93.5	91	89.5	87.5	82.5	76.5
SJ150-3	63	85		109.5	107.5	104	101	99.5	97.5	92.5	85.5
SJ150-4-2	75	100		126	124	119.5	116.5	114.5	112.5	105.5	95.5
SJ150-4-1	90	120		136.5	134.5	130	126.5	125	122.5	115	105.5
SJ150-4	90	120		147	145.5	141.5	137.5	135.5	133	125.5	115.5
SJ150-5-2	110	150		163	160.5	155.5	151.5	149	146	136.5	124
SJ150-5-1	110	150		173.5	171	165.5	160.5	158.5	156.5	147.5	134
SJ150-5	110	150		184	182	177	171.5	169.5	167	158.5	145

Installation sketch

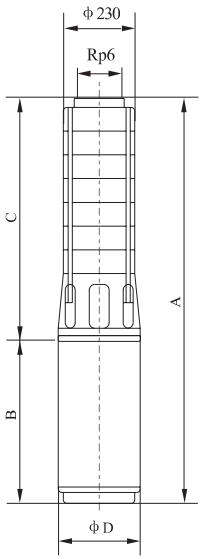

Size and weight

Model	Size(mm)(Coupled to 6'/8/10' motor) A	B	C	ϕ D	Weight (kg)
SJ150-1-1	1561/1420/--	1030/860/--	531/560/--	144/184/--	103/127/--
SJ150-1	1691/1500/--	1160/940/--	531/560/--	144/184/--	119/147/--
SJ150-2-2	2021/1770/1842	1330/1050/1122	691/720/720	144/184/236	141/180/220
SJ150-2-1	2261/1870/1882	1570/1150/1162	691/720/720	144/184/236	150/194/237
SJ150-2	--/1960/1912	--/1240/1192	--/720/720	--/184/236	--/209/258
SJ150-3-2	--/2250/2152	--/1370/1272	--/880/880	--/184/236	--/237/299
SJ150-3-1	--/2370/2212	--/1490/1332	--/880/880	--/184/236	--/264/317
SJ150-3	--/2370/2212	--/1490/1332	--/880/880	--/184/236	--/264/317
SJ150-4-2	--/2580/2462	--/1540/1422	--/1040/1040	--/184/236	--/282/363
SJ150-4-1	--/2684/2571	--/1644/1531	--/1040/1040	--/184/236	--/302/376
SJ150-4	--/2684/2571	--/1644/1531	--/1040/1040	--/184/236	--/302/376
SJ150-5-2	--/2964/2841	--/1764/1641	--/1200/1200	--/184/236	--/336/421
SJ-150-5-1	--/2964/2841	--/1764/1641	--/1200/1200	--/184/236	--/336/421
SJ150-5	--/2964/2841	--/1764/1641	--/1200/1200	--/192/236	--/336/421

Note: The size B is varied with the motors of different manufacturers.

Performance curve

ISO9906 Annex A 3500rpm

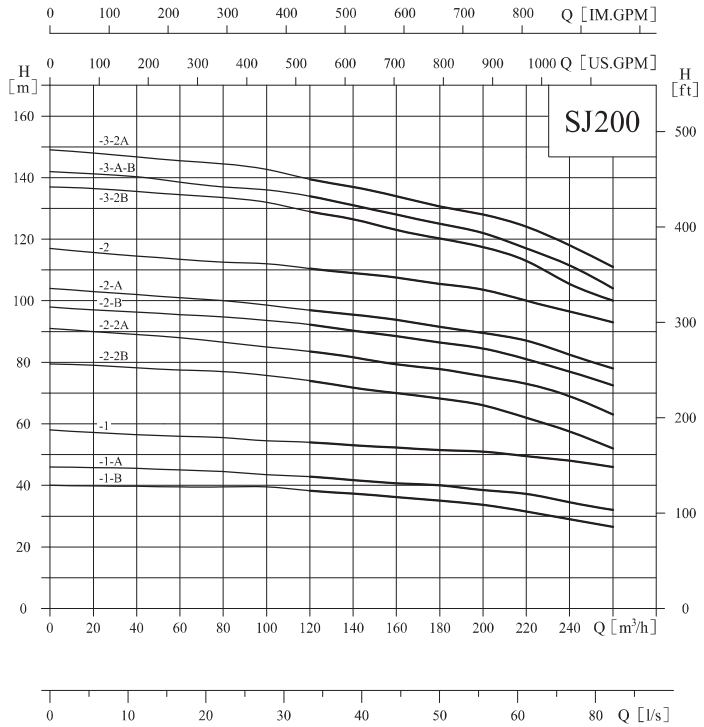

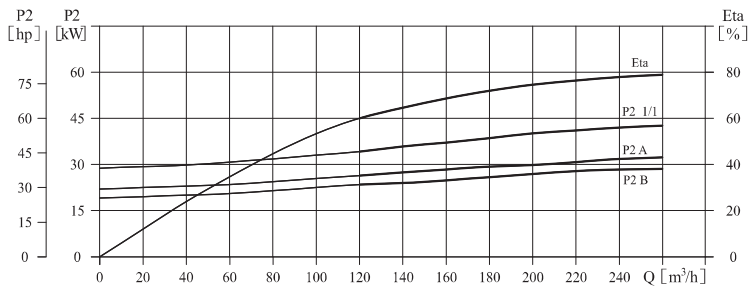

Performance table

Model	Driving motor (kW)	Driving motor (hp)	Q (m³/h)	120	140	160	180	200	220	240	260
SJ200-1-B	30	40	H (m)	38	37	36.5	35	34	31.5	29	26.5
SJ200-1-A	37	50		43	42.5	41	40	38.5	37.5	34.5	32
SJ200-1	45	60		54	53	52	51.5	51	49.5	48	46
SJ200-2-2B	55	75		74	71.5	70	68	66	62	57.5	52
SJ200-2-2A	75	100		83.5	81	79	77	75.5	73	69	63
SJ200-2-B	75	100		92	90	88.5	86.5	85	81	77	72.5
SJ200-2-A	90	120		96.5	95.5	93	91.5	89.5	87	82.5	78
SJ200-2	90	120		110.5	109	107.5	105.5	104	100	96.5	93
SJ200-3-2B	110	150		129	126.5	123	120	118	113.5	105.5	100
SJ200-3-A-B	110	150		134	131	128	125	122	117	111.5	104
SJ200-3-2A	110	150		139.5	137	134	130.5	128	124	118	111

Installation sketch

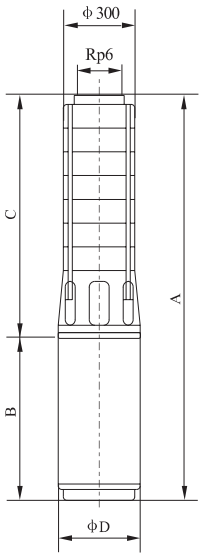

Size and weight

Model	Size(mm)(Coupled to 10' motor) A	B	C	ϕD	Weight (kg)
SJ200-1-B	1721	1122	599	236	221
SJ200-1-A	1761	1162	599	236	239
SJ200-1	1791	1192	599	236	259
SJ200-2-2B	2065	1272	793	236	308
SJ200-2-2A	2215	1422	793	236	364
SJ200-2-B	2215	1422	793	236	364
SJ200-2-A	2325	1532	793	236	377
SJ200-2	2325	1532	793	236	377
SJ200-3-2B	2629	1642	987	236	436
SJ200-3-A-B	2629	1642	987	236	436
SJ200-3-2A	2629	1642	987	236	436

Note: The size B is varied with the motors of different manufacturers.

MEMO

MEMO

MEMO

China Head Quarter
ADD:No. 1 Hengyi Road, Qianjiang development zone, Yuhang District, Hangzhou, Zhejiang, China
Tel: +86-571-86397827
E-mail: info@nanfang-pump.com
Site: http://www.cnppump.com

CNP Thailand & Myanmar
Tel: +66970944136
E-mail: kevinteng@nanfang-pump.com

CNP Philippines & Taiwan
Tel:+00639279476251
E-mail: jermynqian@nanfang-pump.com

CNP Vietnam & Cambodia & Laos
Tel:+00841228659383
E-mail: clintpan@nanfang-pump.com

CNP Australia & Malaysia & Singapore & Brunei & New Zealand
Tel:+86-21-62568753
E-mail: michaelwang@nanfang-pump.com

CNP Russia
Tel: +86-21-62608613
E-mail: nikolayzuo@nanfang-pump.com

CNP Turkey & Israel & Iran & Africa
Tel: +86-571- 86397810
E-mail: jametsun@nanfang-pump.com

CNP Middle East
Tel: +971-42-552221
E-mail: Tong@nanfang-pump.com

CNP Indonesia
Tel:+86-571-86397837
E-mail: ellenzou@nanfang-pump.com

CNP America
Tel: +86-21-62568753
E-mail:perky@nanfang-pump.com

CNP Europe
Tel: +86-13858196009
E-mail: morpheus@nanfang-pump.com