veratron MARINE

PRODUCT BASIC INFORMATION

OL 43

Smart Marine Monitoring for Leisure Boats



veratron.com

OL43 TFT DISPLAY

Seamless integration / real-time monitoring

The OL43 Multifunction Display redefines clarity and control in marine environments. Featuring a 4.3" optically bonded IPS TFT screen with anti-glare mineral glass, it delivers brilliant visibility even in harsh conditions. Designed for seamless integration, it supports NMEA 2000® and SAE J1939 protocols, analog sensors, and Ethernet connectivity. With lightning-fast startup, customizable multilingual GUI, and robust IPX7-rated housing, the **OL43** is built to perform. Whether monitoring engines, tanks, batteries, or navigation data, this display offers intuitive interfaces, graphical insights, and real-time alarms. Its compact 85mm spinlock and flame-retardant housing make installation simple and safe.



Engineered for clarity, built for reliability, designed to last.

GENERAL FEATURES

- **Optically bonded** 4.3" IPS TFT display **with antiglare** coated mineral front lens glass
- Resolution 480x272
- Fresh redesigned customizable user interface
- IPX7 protection class / Exposed device
- **Reliable in high-temperature** environments
- **Lightning-fast startup** upon power on
- **Multilanguage** GUI
- NMEA 2000® certified
- SAE J1939 CAN port
- Analogue sensor inputs with **NMEA gateway**
- Installation with 85 mm spinlock

ANALOG INPUT · SUN-READABLE · MINERAL GLASS · 12/24 VOLT

SAE J1939 INTERFACE

- The **OL43** display is able to read data from CAN engines
- The data is taken from the supported J1939 PGNs and **bridged to NMEA 2000®** with a user-configurable engine instance
- **J1939 alarms** (DM1) are also displayed and transmitted over NMEA 2000®

ANALOG SENSORS

- The display is equipped with **analog inputs to connect sensors** of different kind (tank / temp / press / ...)
- Configurable in sensor type, calibration, instance
- Every sensor can be customized with a **standard or user-defined characteristic**
- It is possible to do a **manual or a step-by-step** assisted calibration (auto learn)

OL43 is more than a display— it’s a smart interface that puts control, clarity, and confidence at your fingertips.

Smart

The brain behind your boat’s data—centralizing and interpreting operations with intelligent precision.

Powerful

Delivers high-brightness visuals and real-time data processing with lightning-fast startup.

Versatile

Supports analog sensors, CAN protocols, and up to 16 EasyLink satellites.

Connected

Equipped with NMEA 2000®, SAE J1939, Ethernet, for total integration with your boat system.

Customizable

Multilingual GUI, flexible screen layouts, and sensor calibration tailored to your needs.





Perfect visibility – in every condition

SYSTEM ARCHITECTURE

Available sensor inputs:
- 1 x Frequency input
- 2 x Resistive
- 1 x Voltage 0-5 V

- **Every analog sensor reading is bridged to NMEA 2000® (converter included)**

- **Up to 16 EasyLink satellites** can be connected to the display through daisy chain connection

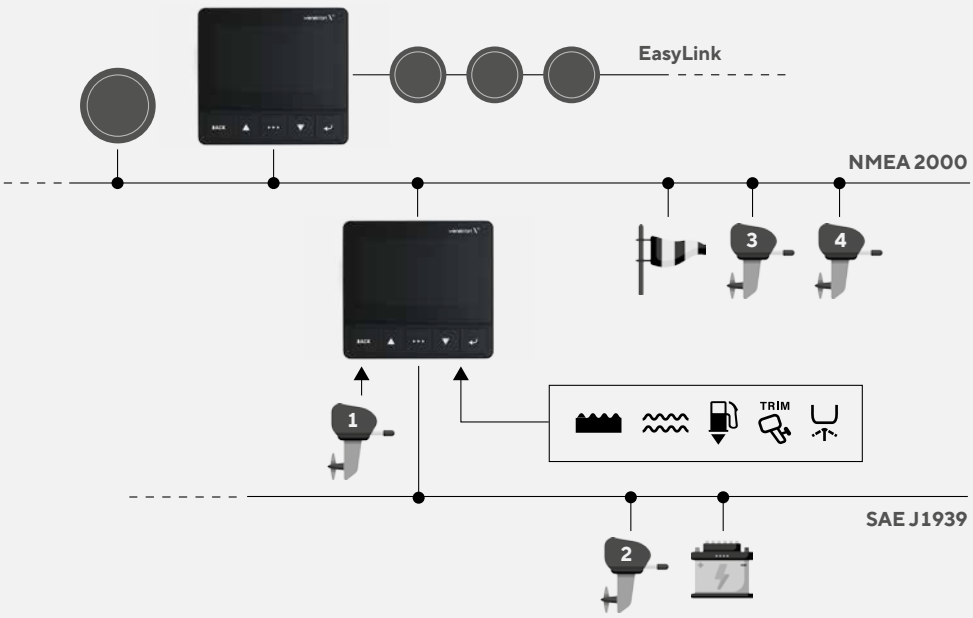

The brain behind your boat's data.





Engine Monitoring Single and Dual Engine Screens
- Up to 4 engine supported
- Every critical engine data displayed in one screen
- Configurable numeric fields



Grid Screens
- Single and Quad screen designs
- Numeric or gauge design fully configurable
- Plenty of data available to choose from local sensors / CAN / GPS



Battery Monitoring
- Keeps your battery energy supplies under control
- Data received from the Intelligent Battery Sensor (IBS)
- 12V and 24V variants
- Battery Voltage / Current / Temp
- SOC / SOH / Autonomy calculated



Tank Monitoring
- Monitor up to 4 tanks at once
- 4 tanks supported for each fluidtype
- Fuel / Fresh Water / Grey Water / Black Water tanks supported
- Information displayed in percent or Liters/Gallons



Configuration
- Configure sensor type, calibration, and instance
- Manual or step-by-step assisted calibration (auto learn)
- Define your own sensor curve



Warning / Alarm display
- Alarm notification with synchronized snooze
- Alarm telltales on top bar
- Configurable buzzer output activation
- NMEA 2000 / SAE J1939 (DM1) diagnostic
- Configurable local alarms

TECHNICAL DATA

Display	4.3" TFT display with transmissive layer technology
Resolution	480 x 272 pixels
Lens	**Mineral glass front lens with antiglare**
Configuration	**Manual or step-by-step** assisted calibration (auto learn)
Housing	Standard **Ø 85 mm** round Housing in flame retardant reinforced resin
Connector	Molex MX150 12 pins "A" coding Micro-C M12 5 pins "A" coding M12 4 pins "D" coding
Rated voltage	12 / 24 Volt
Current consumption	< 300mA with max backlight
Analog ports	**1x Frequency input** **2x Resistive inputs** **1x Voltage** (0-5 V)
Connectivity	Ethernet, NMEA2000®, J1939, EasyLink
Operating temp	-20°C to +70°C
Storage temperature	-40°C to +85°C
Protection class	IPX7 front and back

SUPPORTED DATA

Engine	**Battery**	**Vessel**
RPM	Battery Voltage	Rudder Angle
Gear Position	Battery Current	Depth
Trim	State Of Charge	Course Over Ground
Boost Pressure	State Of Health	Heading (True/Mag)
Coolant Press	Battery Temperature	Boat Speed
Coolant Temp	Autonomy	Speed Over Ground
Fuel Rate		Velocity Made Good
Fuel Pressure	**Tanks**	Pitch
Air Charge Temp	Fuel Level	Roll
Engine Load	Fresh Water Level	Position
Exhaust Temp	Waste Water Level	Bearing To Waypoint
Engine Oil Temp	Black Water Level	Distance To Waypoint
Engine Oil Pressure		Trip Time
Transmission Oil Temp		Trip Distance
Transmission Oil Press		Trim Tabs
Engine Hours		
Alternator Potential		

OL43	**B00126101**

ACCESSOIRES	**ARTICLE NR**
Suncover	B00129601
Wire Harness	A2C1433330001
Ethernet Adapter Cable	B00229201
85mm spinlock nut	A2C1376090001

SPECIFICATIONS

All dimensions in mm (inch)

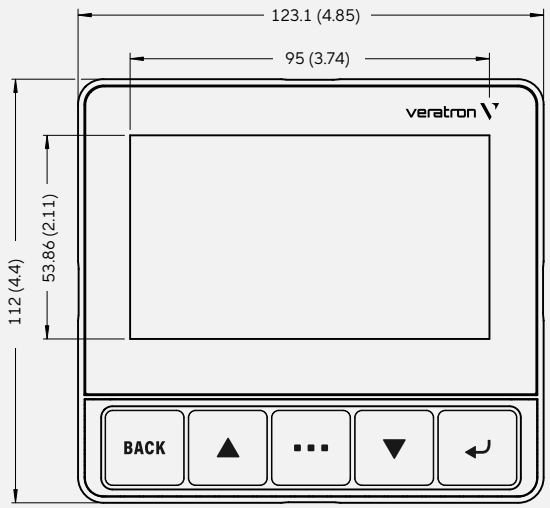

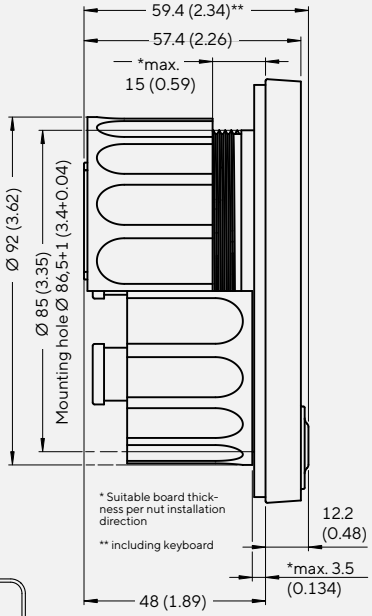

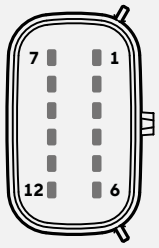

Backview
Molex
MX150
12 pins

PIN	SIGNAL
1	Ignition 12/24V
2	GND
3	Buzzer Out
4	Frequency input
5	CAN Low
6	CAN High
7	0–5 V input
8	Resistive Input 1
9	Resistive Input 2
10	Illumination
11	EasyLink Power
12	EasyLink Data



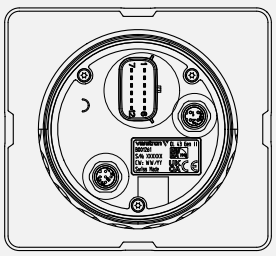

OUTDOOR INSTRUMENTATION
ENGINEERED IN SWITZERLAND

Veratron AG / Industriestrasse 18 / 9464 Rüthi / Switzerland
T +41 71 7679 111 / info@veratron.com / veratron.com

The information provided in this brochure contains only general descriptions or performance characteristics, which do not always apply as described in case of actual use or which may change as a result of further development of the products. This information is merely a technical description of the product. It is not meant or intended to be a special guarantee for a particular quality or particular durability. An obligation to provide the respective characteristics shall only exist if expressly agreed in the terms of contract. We reserve the right to make changes in availability as well as technical changes without prior notice.

Veratron AG / English © 2026